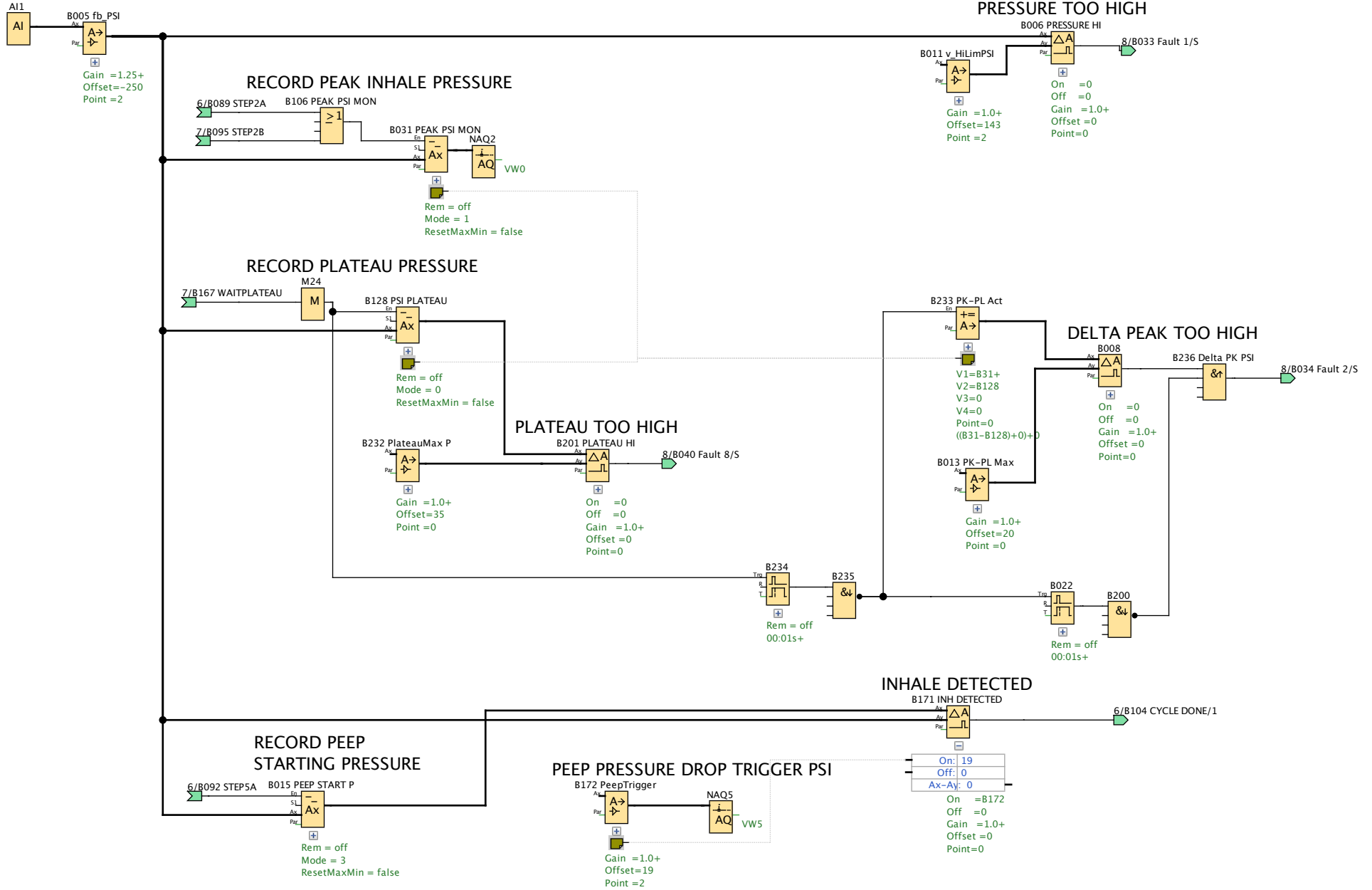


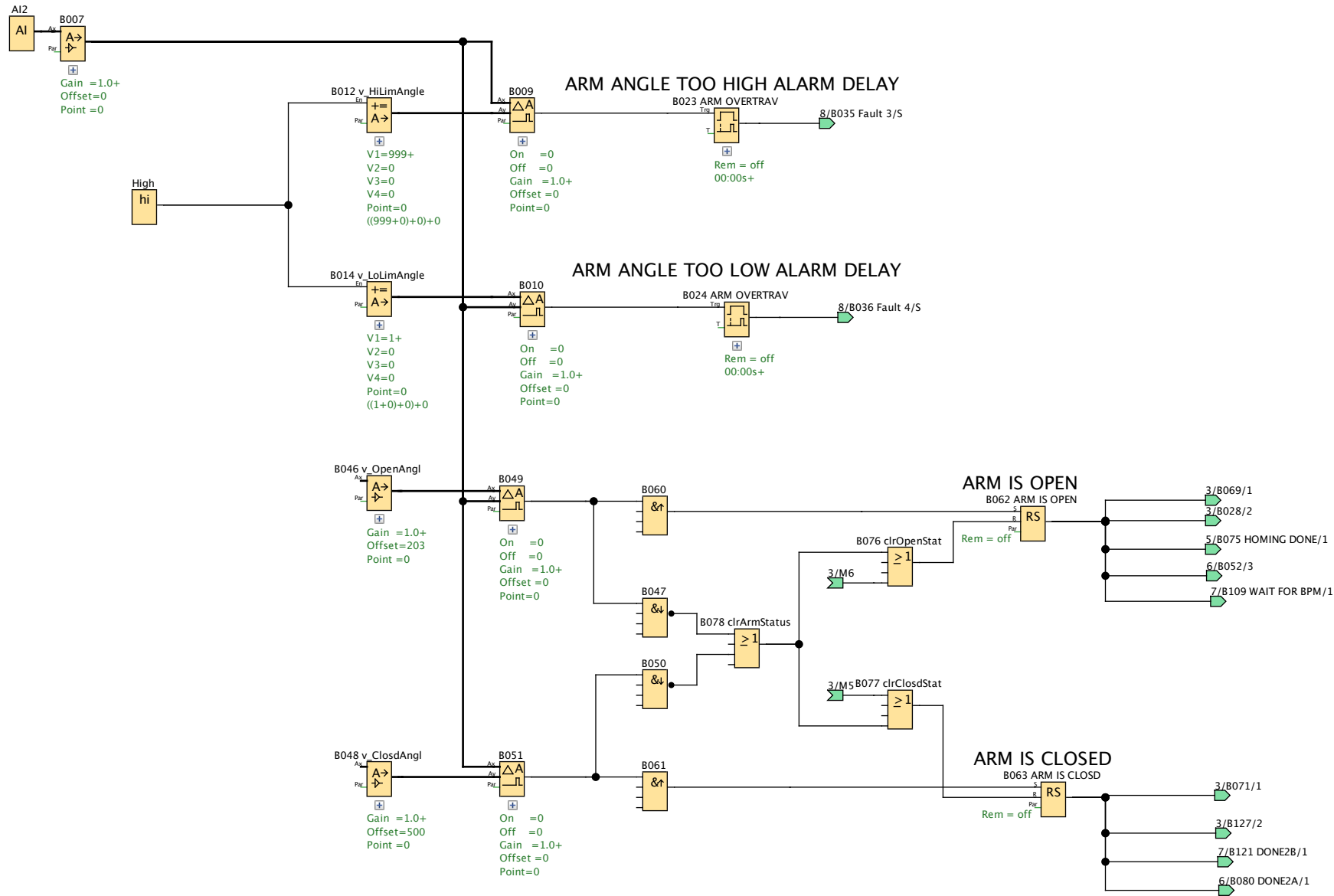
PAGE 1 - PRESSURE MEASUREMENT

Pressure 0-10V 0-1.45psi



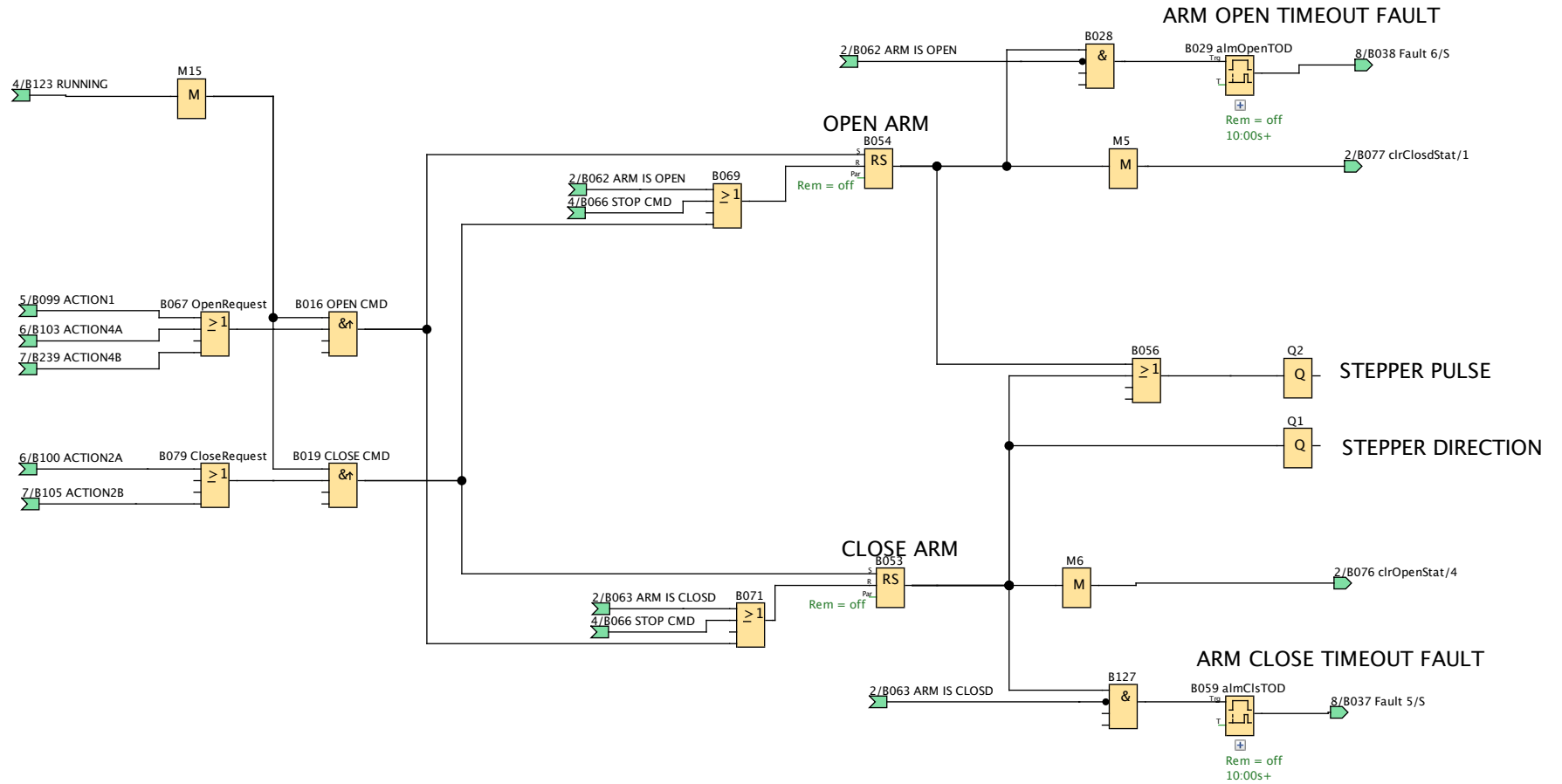
Creator:	Eric Tischer	Project:	DIY Ventilator	Customer:	OpenSource
Checked:		Installation:		Diagram No.:	
Date:	3/28/20 2:00 PM/4/10/20 7:24 AM	File:		Page:	1 / 30

ARM ANGLE 0-5V = 0-180 DEG



Creator:	Eric Tischer	Project:	DIY Ventilator	Customer:	OpenSource
Checked:		Installation:		Diagram No.:	
Date:	3/28/20 2:00 PM/4/10/20 7:24 AM	File:		Page:	2 / 30

PAGE 3 ARM CONTROL OPEN/CLOSE



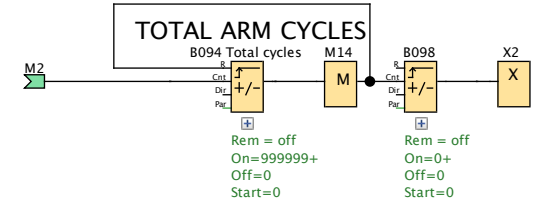
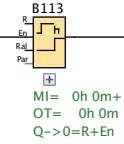
Creator:	Eric Tischer	Project:	DIY Ventilator	Customer:	OpenSource
Checked:		Installation:		Diagram No.:	
Date:	3/28/20 2:00 PM/4/10/20 7:24 AM	File:		Page:	3 / 30

PAGE 4 RUN/STOP/MODES


RUN AC Mode



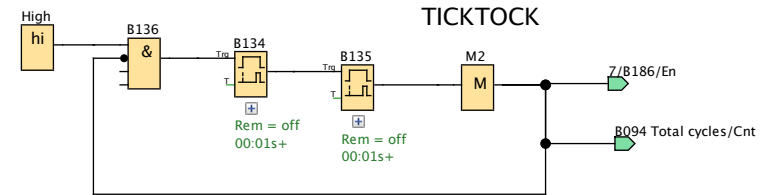
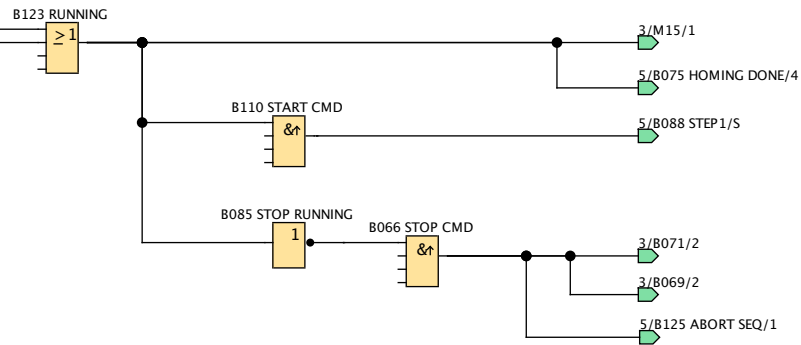
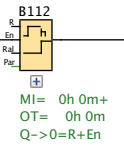
TOTAL HOURS IN ASSIST CONTROL (AC) MODE



RUN BC Mode

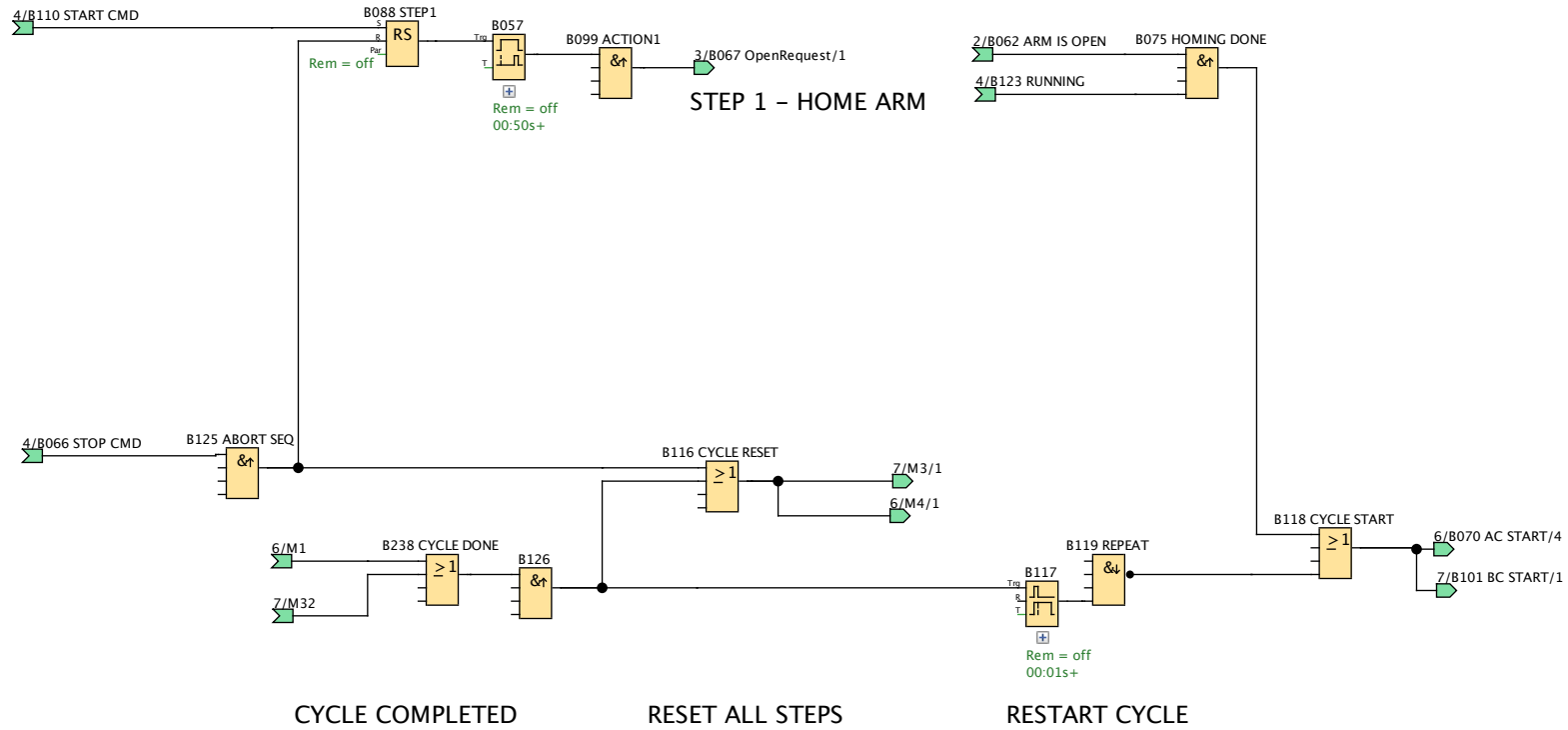


TOTAL HOURS RUNNING (AC AND BC)



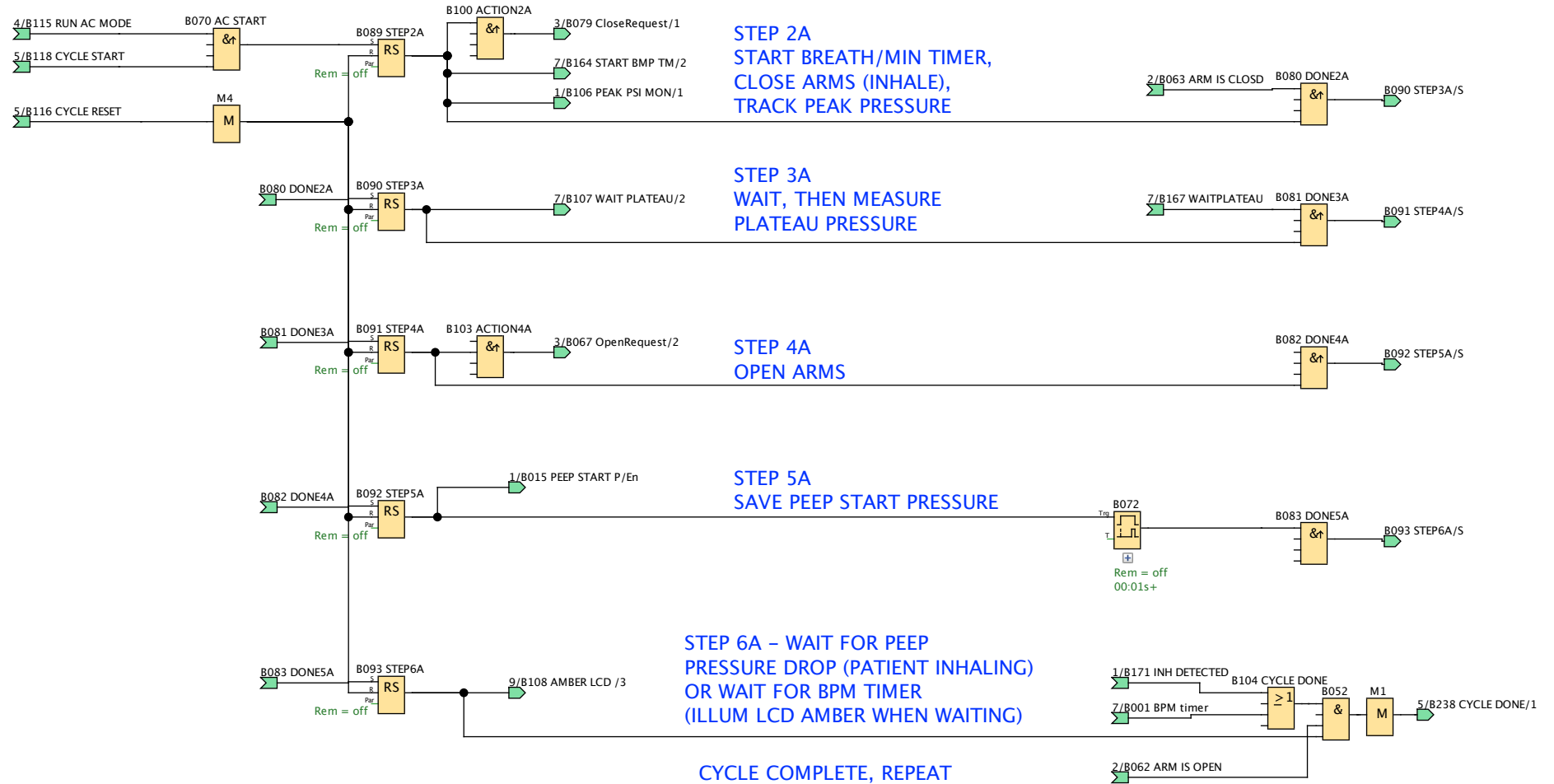
Creator:	Eric Tischer	Project:	DIY Ventilator	Customer:	OpenSource
Checked:		Installation:		Diagram No.:	
Date:	3/28/20 2:00 PM/4/10/20 7:24 AM	File:		Page:	4 / 30

PAGE 5 SEQUENCE LOGIC HOMING



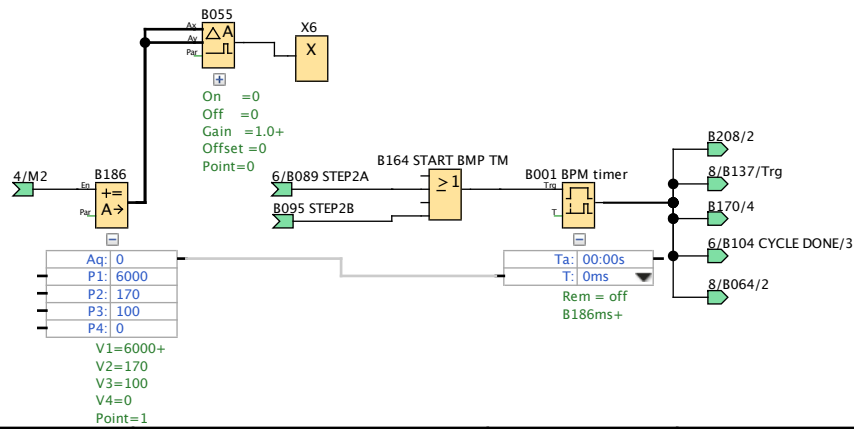
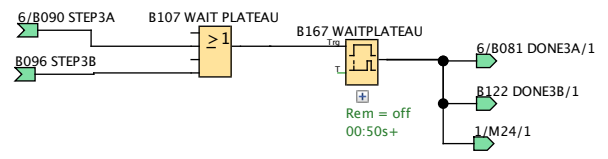
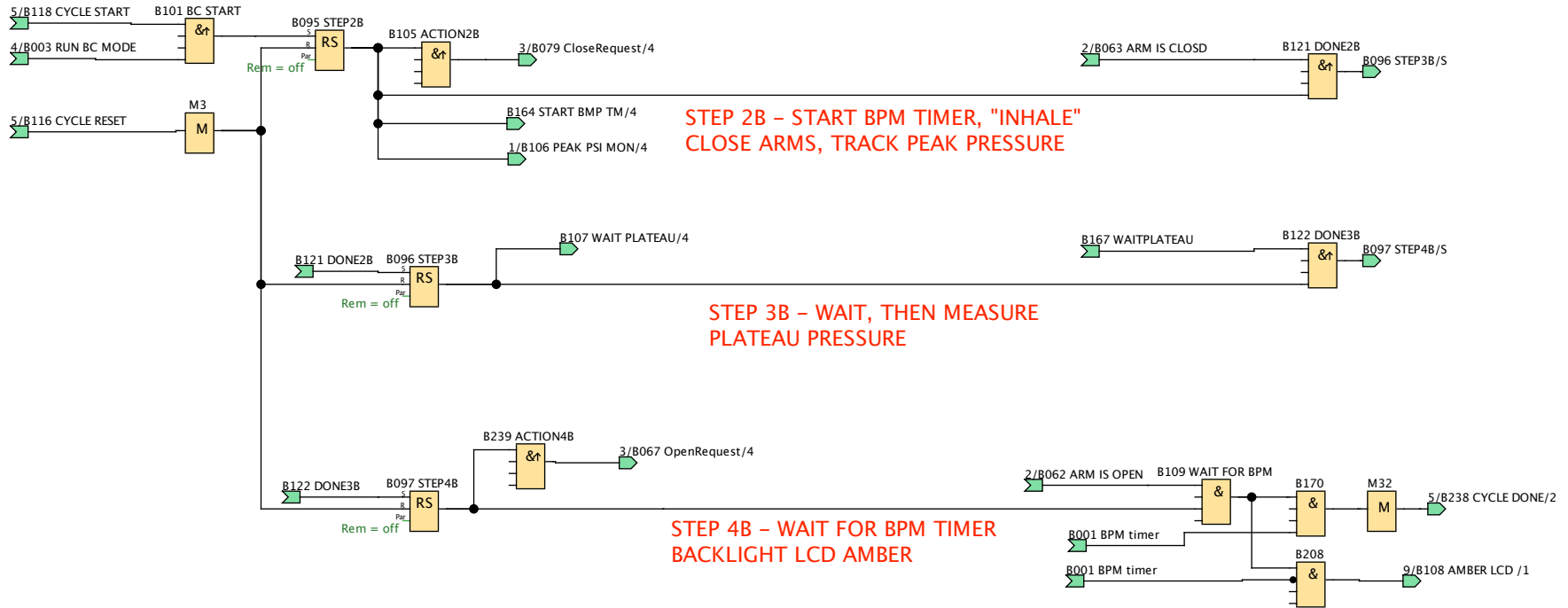
Creator:	Eric Tischer	Project:	DIY Ventilator	Customer:	OpenSource
Checked:		Installation:		Diagram No.:	
Date:	3/28/20 2:00 PM/4/10/20 7:24 AM	File:		Page:	5 / 30

PAGE 6 ASSIST CONTROL SEQUENCE



Creator:	Eric Tischer	Project:	DIY Ventilator	Customer:	OpenSource
Checked:		Installation:		Diagram No.:	
Date:	3/28/20 2:00 PM/4/10/20 7:24 AM	File:		Page:	6 / 30

PAGE 7 BREATH CONTROL SEQUENCE

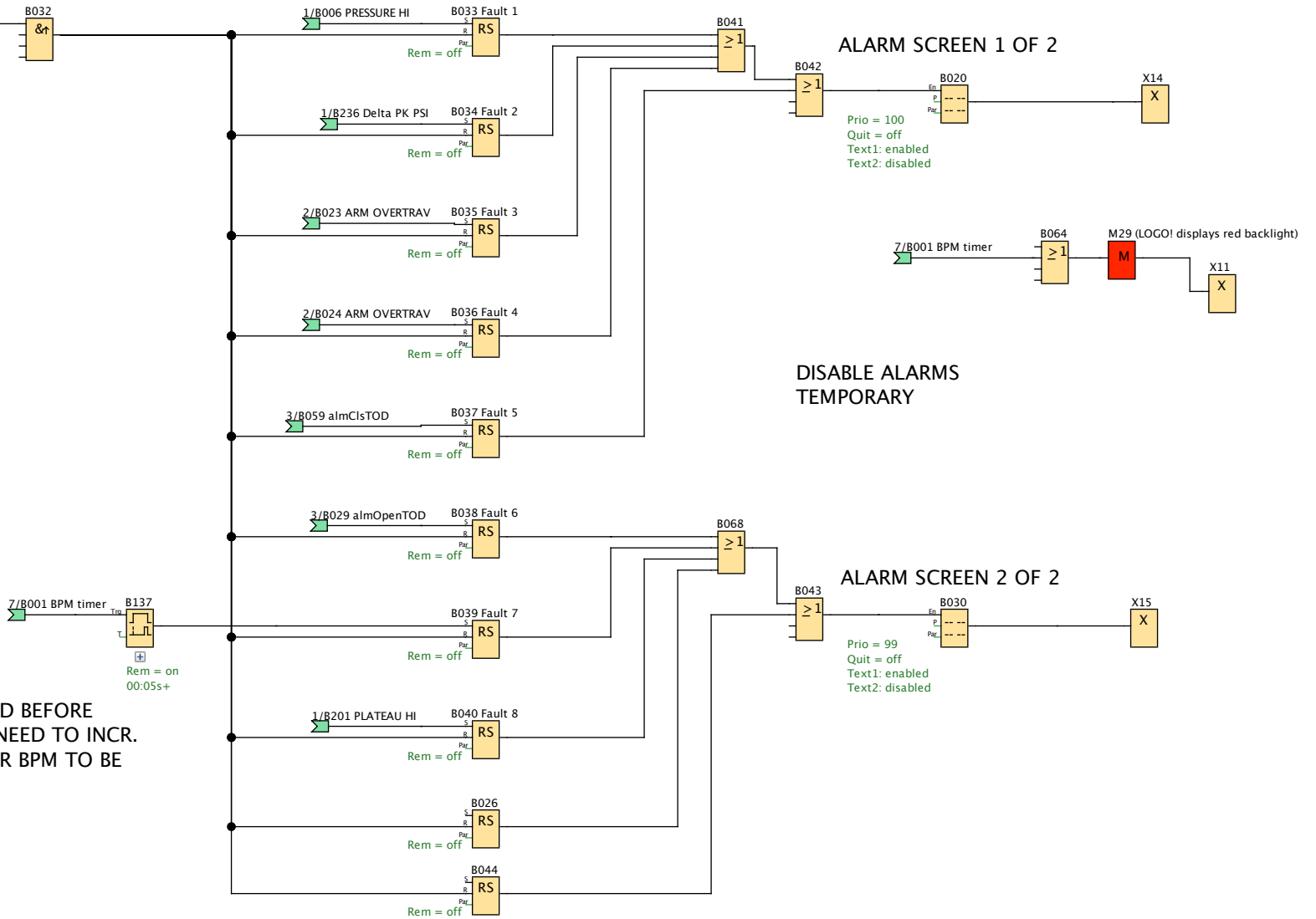


Creator:	Eric Tischer	Project:	DIY Ventilator	Customer:	OpenSource
Checked:		Installation:		Diagram No.:	
Date:	3/28/20 2:00 PM/4/10/20 7:24 AM	File:		Page:	7 / 30

### PAGE 8 ALARMS

Joystick PB

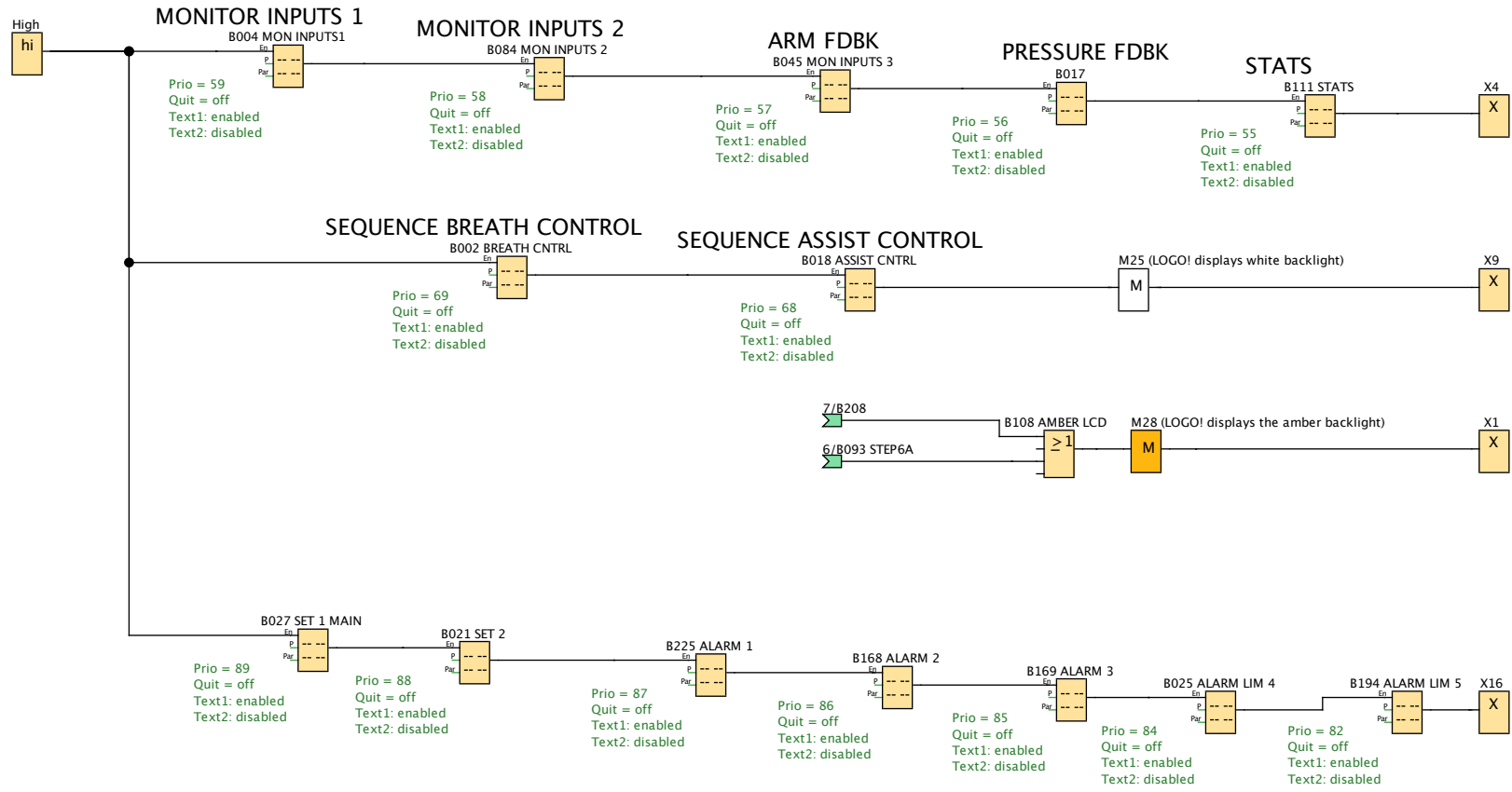
I5 (Joystick PB)



BPM TIMER EXPIRED BEFORE ARM WAS OPEN. NEED TO INCR. SPEED OF ARM FOR BPM TO BE ACCURATE

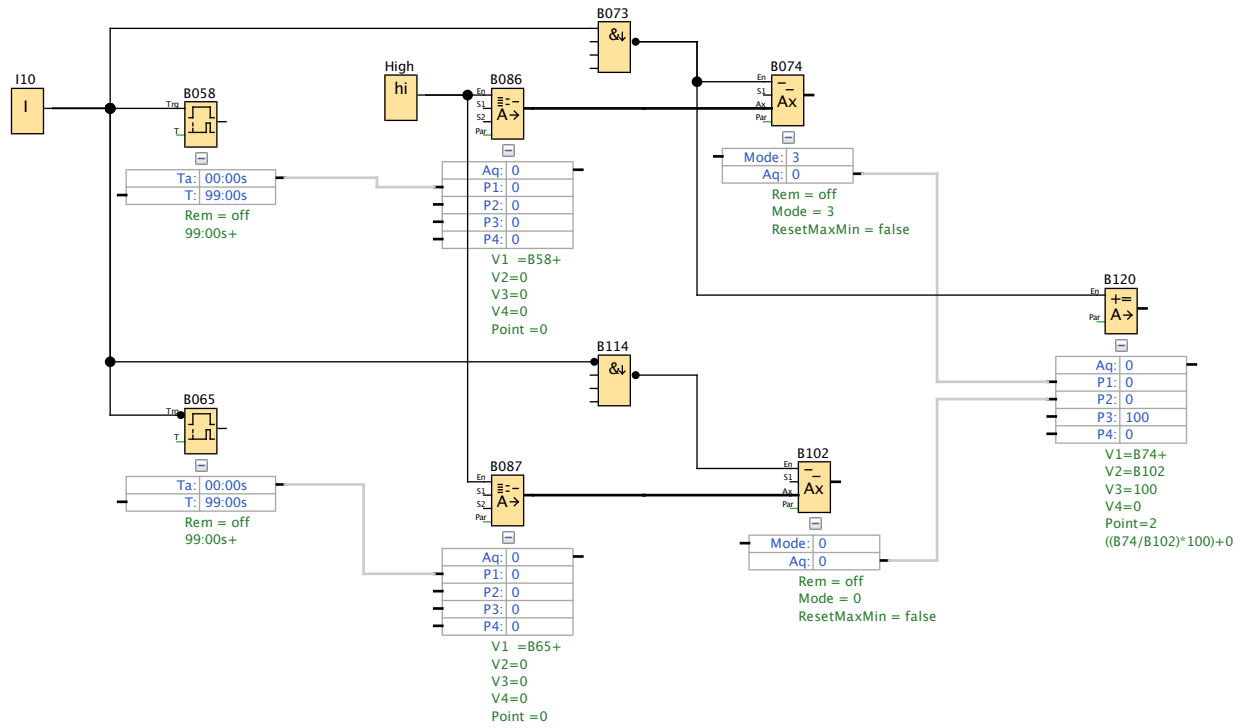
Creator:	Eric Tischer	Project:	DIY Ventilator	Customer:	OpenSource
Checked:		Installation:		Diagram No.:	
Date:	3/28/20 2:00 PM/4/10/20 7:24 AM	File:		Page:	8 / 30

PAGE 9 DISPLAY SCREENS



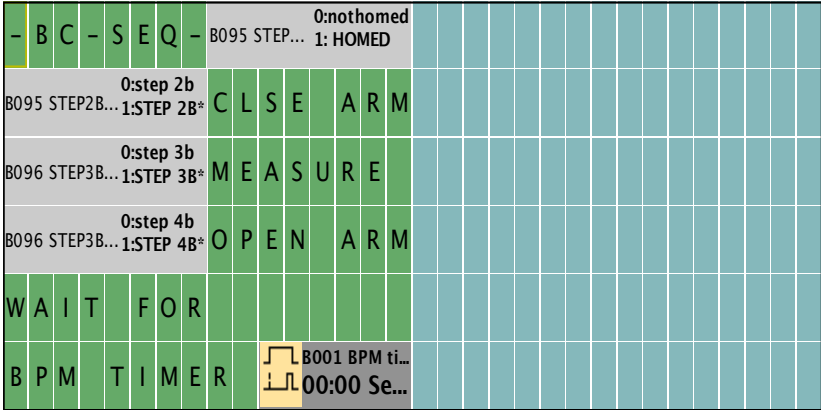
Creator:	Eric Tischer	Project:	DIY Ventilator	Customer:	OpenSource
Checked:		Installation:		Diagram No.:	
Date:	3/28/20 2:00 PM/4/10/20 7:24 AM	File:		Page:	9 / 30

PAGE 10 MEASURE INHALE/EXHALE RATIO



Creator:	Eric Tischer	Project:	DIY Ventilator	Customer:	OpenSource
Checked:		Installation:		Diagram No.:	
Date:	3/28/20 2:00 PM/4/10/20 7:24 AM	File:		Page:	10 / 30

Block Number (Type)	Parameter
A11(Analog input) : Pressure 0-10V 0-1.45psi	
A12(Analog input) : ARM ANGLE 0-5V = 0-180 DEG	
B001 BPM timer(On-Delay) :	Rem = off B186ms+

<p>B002 BREATH CNTRL(Message texts) : SEQUENCE BREATH CONTROL</p>  <p>Line1.9 IOStatus: B095 STEP2B;Off="nothomed";On="HOMED"  Line2.1 IOStatus: B095 STEP2B;Off="step 2b";On="STEP 2B*"  Line3.1 IOStatus: B096 STEP3B;Off="step 3b";On="STEP 3B*"  Line4.1 IOStatus: B096 STEP3B;Off="step 4b";On="STEP 4B*"  Line6.11 B001 BPM timer-TRest</p>	<p>Prio = 69 Quit = off Text1: enabled Text2: disabled</p> <p>--&gt; Ticker setting  - CBC  - Line1: N  - Line2: N  - Line3: N  - Line4: N  - Line5: N  - Line6: N  Message Destination  - Both</p>
--	---

Creator:	Eric Tischer	Project:	DIY Ventilator	Customer:	OpenSource
Checked:		Installation:		Diagram No.:	
Date:	3/28/20 2:00 PM/4/10/20 7:24 AM	File:		Page:	11 / 30

Block Number (Type)	Parameter																																																												
<p>B004 MON INPUTS1(Message texts) : MONITOR INPUTS 1</p> <table border="1" data-bbox="129 304 943 715"> <tr> <td colspan="12">MONITOR - INPUTS - 1</td> </tr> <tr> <td>A 1</td><td>P</td><td>R</td><td>E</td><td>S</td><td>S</td><td>E</td><td>AI</td><td>AI1</td><td>0.0</td><td>V</td><td></td> </tr> <tr> <td>A 2</td><td>A</td><td>R</td><td>M</td><td>P</td><td>O</td><td>S</td><td>N</td><td>AI</td><td>AI2</td><td>0.0</td><td>V</td> </tr> <tr> <td>D 1</td><td>R</td><td>U</td><td>N</td><td>A</td><td>C</td><td>I3</td><td></td><td></td><td></td><td>0:OFF</td><td>1:ON</td> </tr> <tr> <td>D 2</td><td>R</td><td>U</td><td>N</td><td>B</td><td>C</td><td>I4</td><td></td><td></td><td></td><td>0:OFF</td><td>1:ON</td> </tr> </table> <p>Line2.12 AI: AI1 Line3.12 AI: AI2 Line4.12 IOStatus: I3;Off="OFF";On="ON" Line5.12 IOStatus: I4;Off="OFF";On="ON"</p>	MONITOR - INPUTS - 1												A 1	P	R	E	S	S	E	AI	AI1	0.0	V		A 2	A	R	M	P	O	S	N	AI	AI2	0.0	V	D 1	R	U	N	A	C	I3				0:OFF	1:ON	D 2	R	U	N	B	C	I4				0:OFF	1:ON	<p>Prio = 59 Quit = off Text1: enabled Text2: disabled</p> <p>--&gt; Ticker setting - CBC - Line1: N - Line2: N - Line3: N - Line4: N - Line5: N - Line6: N Message Destination - Both</p>
MONITOR - INPUTS - 1																																																													
A 1	P	R	E	S	S	E	AI	AI1	0.0	V																																																			
A 2	A	R	M	P	O	S	N	AI	AI2	0.0	V																																																		
D 1	R	U	N	A	C	I3				0:OFF	1:ON																																																		
D 2	R	U	N	B	C	I4				0:OFF	1:ON																																																		
<p>B005 fb_PSI(Analog Amplifier) :</p>	<p>Gain =1.25+ Offset=-250 Point =2</p>																																																												
<p>B006 PRESSURE HI(Analog Comparator) :</p>	<p>On =0 Off =0 Gain =1.0+ Offset =0 Point=0</p>																																																												
<p>B007(Analog Amplifier) :</p>	<p>Gain =1.0+ Offset=0 Point =0</p>																																																												

Creator:	Eric Tischer		Project:	DIY Ventilator	Customer:	OpenSource
Checked:			Installation:		Diagram No.:	
Date:	3/28/20 2:00 PM/4/10/20 7:24 AM		File:		Page:	12 / 30

Block Number (Type)	Parameter
B008(Analog Comparator) :	On =0 Off =0 Gain =1.0+ Offset =0 Point=0
B009(Analog Comparator) :	On =0 Off =0 Gain =1.0+ Offset =0 Point=0
B010(Analog Comparator) :	On =0 Off =0 Gain =1.0+ Offset =0 Point=0
B011 v_HiLimPSI(Analog Amplifier) :	Gain =1.0+ Offset=143 Point =2
B012 v_HiLimAngle(Mathematic instruction) :	V1=999+ V2=0 V3=0 V4=0 Point=0 ((999+0)+0)+0
B013 PK-PL Max(Analog Amplifier) :	Gain =1.0+ Offset=20 Point =0
B014 v_LoLimAngle(Mathematic instruction) :	V1=1+ V2=0 V3=0 V4=0 Point=0 ((1+0)+0)+0


Creator:	Eric Tischer		Project:	DIY Ventilator	Customer:	OpenSource
Checked:			Installation:		Diagram No.:	
Date:	3/28/20 2:00 PM/4/10/20 7:24 AM		File:		Page:	13 / 30

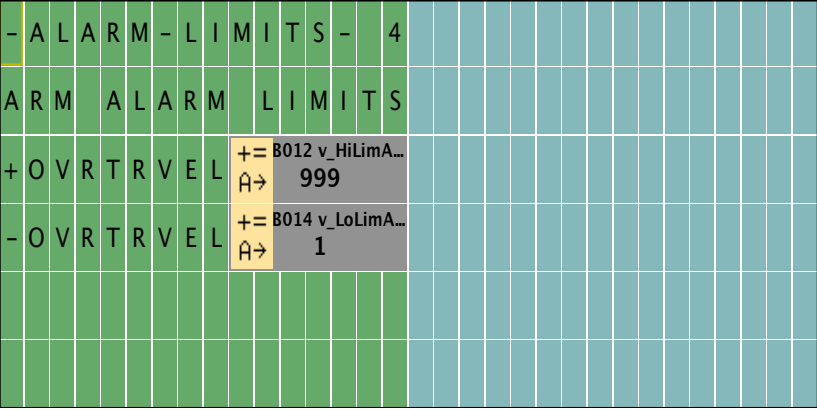
Block Number (Type)	Parameter																								
B015 PEEP START P(Max/Min) : RECORD PEEP STARTING PRESSURE	Rem = off Mode = 3 ResetMaxMin = false																								
B017(Message texts) : PRESSURE FDBK  <table border="1" data-bbox="129 424 945 834"> <tr> <td colspan="4">MONITOR - INPUTS - 4</td> </tr> <tr> <td colspan="4">- PRESSURES -</td> </tr> <tr> <td>ACT. LIVE</td> <td>↕</td> <td>B005 fb_PSI - ...</td> <td>-2.50</td> </tr> <tr> <td>PEAK</td> <td>↕</td> <td>B031 PEAK PSI ...</td> <td>0</td> </tr> <tr> <td>PLATEAU</td> <td>↕</td> <td>B128 PSI PLAT...</td> <td>0</td> </tr> <tr> <td>PEEP START</td> <td>↕</td> <td>B172 PeepTrig...</td> <td>0.19</td> </tr> </table> Line3.10 B005 fb_PSI-Ax Line4.10 B031 PEAK PSI MON-Max Line5.10 B128 PSI PLATEAU-Aq Line6.10 B172 PeepTrigger-Ax	MONITOR - INPUTS - 4				- PRESSURES -				ACT. LIVE	↕	B005 fb_PSI - ...	-2.50	PEAK	↕	B031 PEAK PSI ...	0	PLATEAU	↕	B128 PSI PLAT...	0	PEEP START	↕	B172 PeepTrig...	0.19	Prio = 56 Quit = off Text1: enabled Text2: disabled  --> Ticker setting - CBC - Line1: N - Line2: N - Line3: N - Line4: N - Line5: N - Line6: N Message Destination - Both
MONITOR - INPUTS - 4																									
- PRESSURES -																									
ACT. LIVE	↕	B005 fb_PSI - ...	-2.50																						
PEAK	↕	B031 PEAK PSI ...	0																						
PLATEAU	↕	B128 PSI PLAT...	0																						
PEEP START	↕	B172 PeepTrig...	0.19																						

Creator:	Eric Tischer		Project:	DIY Ventilator	Customer:	OpenSource
Checked:			Installation:		Diagram No.:	
Date:	3/28/20 2:00 PM/4/10/20 7:24 AM		File:		Page:	14 / 30





Block Number (Type)	Parameter					
<p>B021 SET 2(Message texts) :</p>  <p>Line4.11 B167 WAITPLATEAU-T</p>	<p>Prio = 88  Quit = off  Text1: enabled  Text2: disabled</p> <p>--&gt; Ticker setting  - CBC  - Line1: N  - Line2: N  - Line3: N  - Line4: N  - Line5: N  - Line6: N  Message Destination  - Both</p>					
<p>B022(Off-Delay) :</p>	<p>Rem = off  00:01s+</p>					
<p>B023 ARM OVERTRAV(On-Delay) :  ARM ANGLE TOO HIGH ALARM DELAY</p>	<p>Rem = off  00:00s+</p>					
<p>B024 ARM OVERTRAV(On-Delay) :  ARM ANGLE TOO LOW ALARM DELAY</p>	<p>Rem = off  00:00s+</p>					
<p>Creator:</p>	<p>Eric Tischer</p>		<p>Project:</p>	<p>DIY Ventilator</p>	<p>Customer:</p>	<p>OpenSource</p>
<p>Checked:</p>			<p>Installation:</p>		<p>Diagram No.:</p>	
<p>Date:</p>	<p>3/28/20 2:00 PM/4/10/20 7:24 AM</p>		<p>File:</p>		<p>Page:</p>	<p>17 / 30</p>

Block Number (Type)	Parameter
<p>B025 ALARM LIM 4(Message texts) :</p>  <p>Line3.10 B012 v_HiLimAngle-P1 Line4.10 B014 v_LoLimAngle-P1</p>	<p>Prio = 84 Quit = off Text1: enabled Text2: disabled</p> <p>--&gt; Ticker setting - CBC - Line1: N - Line2: N - Line3: N - Line4: N - Line5: N - Line6: N Message Destination - Both</p>

B026(Latching Relay) :	Rem = off
------------------------	-----------

--	--	--	--	--	--

Creator:	Eric Tischer		Project:	DIY Ventilator	Customer:	OpenSource
Checked:			Installation:		Diagram No.:	
Date:	3/28/20 2:00 PM/4/10/20 7:24 AM		File:		Page:	18 / 30



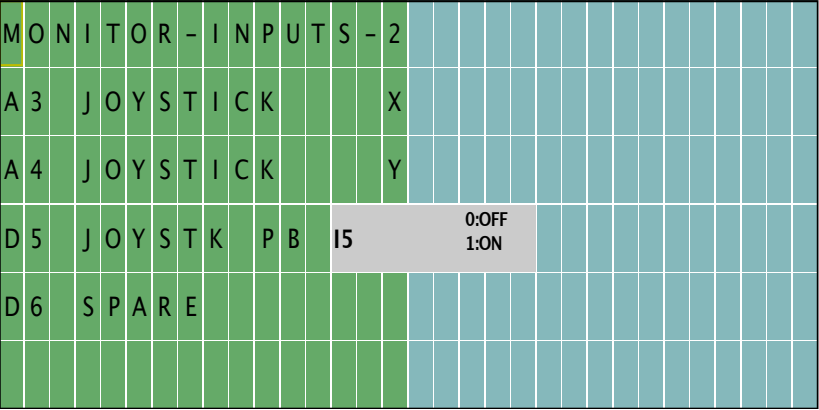


Block Number (Type)	Parameter												
B037 Fault 5(Latching Relay) :	Rem = off												
B038 Fault 6(Latching Relay) :	Rem = off												
B039 Fault 7(Latching Relay) :	Rem = off												
B040 Fault 8(Latching Relay) :	Rem = off												
B044(Latching Relay) :	Rem = off												
<p>B045 MON INPUTS 3(Message texts) : ARM FDBK</p> <div data-bbox="125 635 943 1050" style="border: 1px solid black; padding: 5px;"> <p>MONITOR - INPUTS - 3</p> <table border="1" style="width: 100%; border-collapse: collapse;"> <tr> <td style="width: 50%; text-align: center;">0: ?</td> <td style="width: 50%; text-align: center;">0: ?</td> </tr> <tr> <td style="font-size: small;">B063 ARM IS... 1:IS CLOSD</td> <td style="font-size: small;">B062 ARM IS ... 1:IS OPEN</td> </tr> <tr> <td style="text-align: center;">Q2 0:q2-off 1:CLOSING</td> <td style="text-align: center;">Q1 0: q1-off 1:OPENING</td> </tr> <tr> <td style="text-align: center;">POSITION :</td> <td style="text-align: center;">B007 - Ax, am... 0</td> </tr> <tr> <td style="text-align: center;">POS . OPEN</td> <td style="text-align: center;">B046 v_OpenA... 203</td> </tr> <tr> <td style="text-align: center;">POS . CLSD</td> <td style="text-align: center;">B048 v_CloSDA... 500</td> </tr> </table> <p>Line2.1 IOStatus: B063 ARM IS CLOSD; Off="?"; On="IS CLOSD"  Line2.9 IOStatus: B062 ARM IS OPEN; Off="?"; On="IS OPEN"  Line3.1 IOStatus: Q2; Off="q2-off"; On="CLOSING"  Line3.9 IOStatus: Q1; Off="q1-off"; On="OPENING"  Line4.10 B007-Ax  Line5.10 B046 v_OpenAngl-Ax  Line6.10 B048 v_CloSDAngl-Ax</p> </div>	0: ?	0: ?	B063 ARM IS... 1:IS CLOSD	B062 ARM IS ... 1:IS OPEN	Q2 0:q2-off 1:CLOSING	Q1 0: q1-off 1:OPENING	POSITION :	B007 - Ax, am... 0	POS . OPEN	B046 v_OpenA... 203	POS . CLSD	B048 v_CloSDA... 500	<p>Prio = 57 Quit = off Text1: enabled Text2: disabled</p> <p>--&gt; Ticker setting  - CBC  - Line1: N  - Line2: N  - Line3: N  - Line4: N  - Line5: N  - Line6: N  Message Destination  - Both</p>
0: ?	0: ?												
B063 ARM IS... 1:IS CLOSD	B062 ARM IS ... 1:IS OPEN												
Q2 0:q2-off 1:CLOSING	Q1 0: q1-off 1:OPENING												
POSITION :	B007 - Ax, am... 0												
POS . OPEN	B046 v_OpenA... 203												
POS . CLSD	B048 v_CloSDA... 500												
B046 v_OpenAngl(Analog Amplifier) :	Gain =1.0+ Offset=203 Point =0												

Creator:	Eric Tischer	Project:	DIY Ventilator	Customer:	OpenSource
Checked:		Installation:		Diagram No.:	
Date:	3/28/20 2:00 PM/4/10/20 7:24 AM	File:		Page:	21 / 30

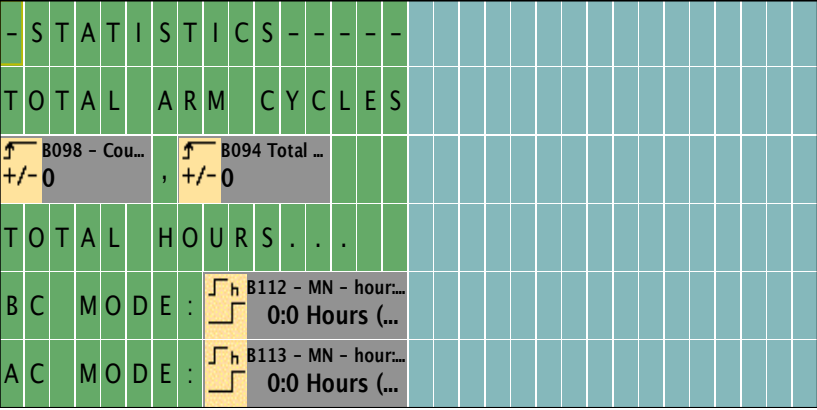
Block Number (Type)	Parameter
B048 v_ClostdAngl(Analog Amplifier) :	Gain =1.0+ Offset=500 Point =0
B049(Analog Comparator) :	On =0 Off =0 Gain =1.0+ Offset =0 Point=0
B051(Analog Comparator) :	On =0 Off =0 Gain =1.0+ Offset =0 Point=0
B053(Latching Relay) :	Rem = off
B054(Latching Relay) :	Rem = off
B055(Analog Comparator) :	On =0 Off =0 Gain =1.0+ Offset =0 Point=0
B057(On-Delay) :	Rem = off 00:50s+
B058(On-Delay) :	Rem = off 99:00s+
B059 almCIsTOD(On-Delay) :	Rem = off 10:00s+
B062 ARM IS OPEN(Latching Relay) : ARM IS OPEN	Rem = off
B063 ARM IS CLOSD(Latching Relay) : ARM IS CLOSED	Rem = off

Creator:	Eric Tischer		Project:	DIY Ventilator	Customer:	OpenSource
Checked:			Installation:		Diagram No.:	
Date:	3/28/20 2:00 PM/4/10/20 7:24 AM		File:		Page:	22 / 30

Block Number (Type)	Parameter				
B065(On-Delay) :	Rem = off 99:00s+				
B072(On-Delay) :	Rem = off 00:01s+				
B074(Max/Min) :	Rem = off Mode = 3 ResetMaxMin = false				
<p>B084 MON INPUTS 2(Message texts) : MONITOR INPUTS 2</p>  <p>Line4.14 IOStatus: I5;Off="OFF";On="ON"</p>	<p>Prio = 58 Quit = off Text1: enabled Text2: disabled</p> <p>--&gt; Ticker setting - CBC - Line1: N - Line2: N - Line3: N - Line4: N - Line5: N - Line6: N Message Destination - Both</p>				
B086(Analog MUX) :	V1 =B58+ V2=0 V3=0 V4=0 Point =0				
Creator:	Eric Tischer	Project:	DIY Ventilator	Customer:	OpenSource
Checked:		Installation:		Diagram No.:	
Date:	3/28/20 2:00 PM/4/10/20 7:24 AM	File:		Page:	23 / 30

Block Number (Type)	Parameter
B087(Analog MUX) :	V1 =B65+ V2=0 V3=0 V4=0 Point =0
B088 STEP1(Latching Relay) :	Rem = off
B089 STEP2A(Latching Relay) :	Rem = off
B090 STEP3A(Latching Relay) :	Rem = off
B091 STEP4A(Latching Relay) :	Rem = off
B092 STEP5A(Latching Relay) :	Rem = off
B093 STEP6A(Latching Relay) :	Rem = off
B094 Total cycles(Up/Down counter) : TOTAL ARM CYCLES	Rem = off On=999999+ Off=0 Start=0
B095 STEP2B(Latching Relay) :	Rem = off
B096 STEP3B(Latching Relay) :	Rem = off
B097 STEP4B(Latching Relay) :	Rem = off
B098(Up/Down counter) :	Rem = off On=0+ Off=0 Start=0
B102(Max/Min) :	Rem = off Mode = 0 ResetMaxMin = false

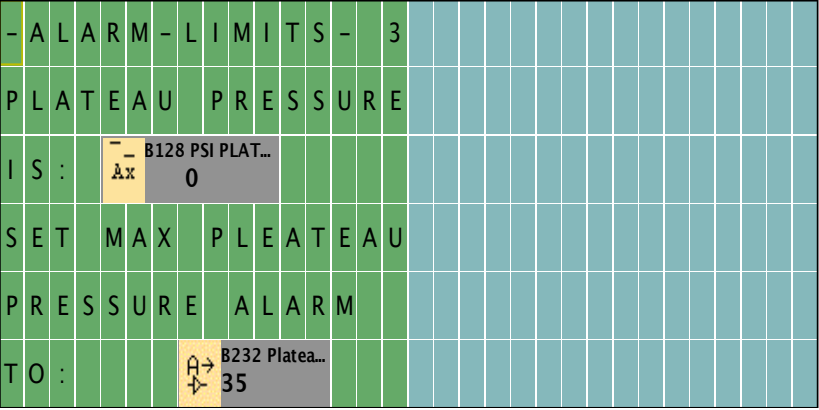
Creator:	Eric Tischer	Project:	DIY Ventilator	Customer:	OpenSource
Checked:		Installation:		Diagram No.:	
Date:	3/28/20 2:00 PM/4/10/20 7:24 AM	File:		Page:	24 / 30

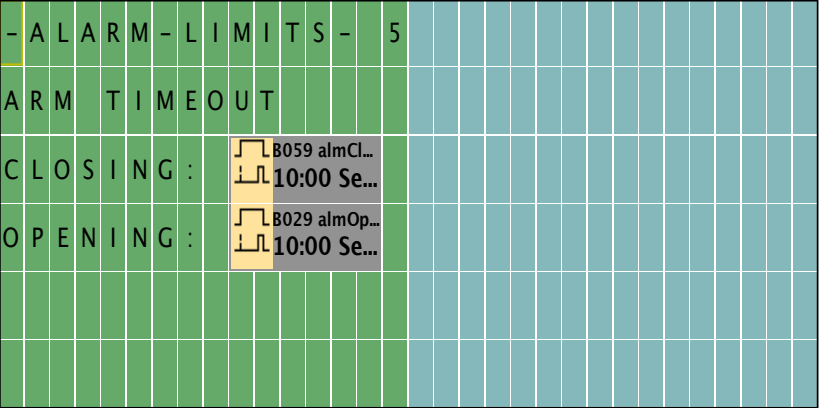
Block Number (Type)	Parameter
<p>B111 STATS(Message texts) : STATS</p>  <p>Line3.1 B098-Cnt Line3.8 B094 Total cycles-Cnt Line5.9 B112-MN_h:m Line6.9 B113-MN_h:m</p>	<p>Prio = 55 Quit = off Text1: enabled Text2: disabled</p> <p>--&gt; Ticker setting - CBC - Line1: N - Line2: N - Line3: N - Line4: N - Line5: N - Line6: N Message Destination - Both</p>
<p>B112(Hours Counter) : TOTAL HOURS RUNNING (AC AND BC)</p>	<p>MI= 0h 0m+ OT= 0h 0m Q-&gt;0=R+En</p>
<p>B113(Hours Counter) : TOTAL HOURS IN ASSIST CONTROL (AC) MODE</p>	<p>MI= 0h 0m+ OT= 0h 0m Q-&gt;0=R+En</p>
<p>B117(Off-Delay) :</p>	<p>Rem = off 00:01s+</p>
<p>B120(Mathematic instruction) :</p>	<p>V1=B74+ V2=B102 V3=100 V4=0 Point=2 <math>((B74/B102)*100)+0</math></p>

Creator:	Eric Tischer		Project:	DIY Ventilator	Customer:	OpenSource
Checked:			Installation:		Diagram No.:	
Date:	3/28/20 2:00 PM/4/10/20 7:24 AM		File:		Page:	25 / 30

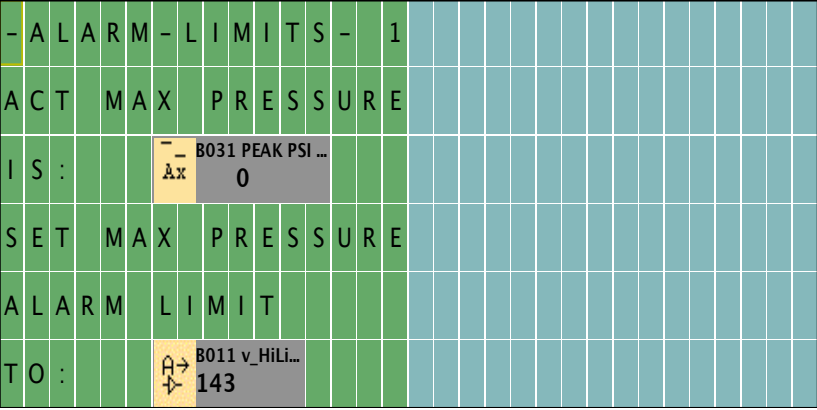
Block Number (Type)	Parameter
B128 PSI PLATEAU(Max/Min) : RECORD PLATEAU PRESSURE	Rem = off Mode = 0 ResetMaxMin = false
B134(On-Delay) :	Rem = off 00:01s+
B135(On-Delay) :	Rem = off 00:01s+
B137(On-Delay) :	Rem = on 00:05s+
B167 WAITPLATEAU(On-Delay) :	Rem = off 00:50s+
<p data-bbox="125 671 461 695">B168 ALARM 2(Message texts) :</p> <div data-bbox="125 798 943 1209"> </div> <p data-bbox="952 794 1144 818">--&gt; Ticker setting</p> <ul data-bbox="1016 821 1167 1002" style="list-style-type: none"> <li>- CBC</li> <li>- Line1: N</li> <li>- Line2: N</li> <li>- Line3: N</li> <li>- Line4: N</li> <li>- Line5: N</li> <li>- Line6: N</li> </ul> <p data-bbox="1003 1007 1211 1031">Message Destination</p> <ul data-bbox="1016 1034 1093 1058" style="list-style-type: none"> <li>- Both</li> </ul> <p data-bbox="125 1230 427 1254">Line3.10 B233 PK-PL Act-Aq</p> <p data-bbox="125 1257 405 1281">Line6.8 B013 PK-PL Max-B</p>	<p data-bbox="1003 671 1160 775">Prio = 86 Quit = off Text1: enabled Text2: disabled</p>

Creator:	Eric Tischer		Project:	DIY Ventilator	Customer:	OpenSource
Checked:			Installation:		Diagram No.:	
Date:	3/28/20 2:00 PM/4/10/20 7:24 AM		File:		Page:	26 / 30

Block Number (Type)	Parameter				
<p>B169 ALARM 3(Message texts) :</p>  <p>Line3.5 B128 PSI PLATEAU-Aq Line6.8 B232 PlateauMax P-B</p>	<p>Prio = 85 Quit = off Text1: enabled Text2: disabled</p> <p>--&gt; Ticker setting - CBC - Line1: N - Line2: N - Line3: N - Line4: N - Line5: N - Line6: N Message Destination - Both</p>				
<p>B171 INH DETECTED(Analog Comparator) : INHALE DETECTED</p>	<p>On =B172 Off =0 Gain =1.0+ Offset =0 Point=0</p>				
<p>B172 PeepTrigger(Analog Amplifier) : PEEP PRESSURE DROP TRIGGER PSI</p>	<p>Gain =1.0+ Offset=19 Point =2</p>				
<p>B186(Mathematic instruction) :</p>	<p>V1=6000+ V2=170 V3=100 V4=0 Point=1 <math>((6000/170)*100)+0</math></p>				
Creator:	Eric Tischer	Project:	DIY Ventilator	Customer:	OpenSource
Checked:		Installation:		Diagram No.:	
Date:	3/28/20 2:00 PM/4/10/20 7:24 AM	File:		Page:	27 / 30

Block Number (Type)	Parameter
<p>B194 ALARM LIM 5(Message texts) :</p>  <p>Line3.10 B059 almClstOD-T Line4.10 B029 almOpenTOD-T</p>	<p>Prio = 82 Quit = off Text1: enabled Text2: disabled</p> <p>--&gt; Ticker setting - CBC - Line1: N - Line2: N - Line3: N - Line4: N - Line5: N - Line6: N Message Destination - Both</p>
<p>B201 PLATEAU HI(Analog Comparator) : PLATEAU TOO HIGH</p>	<p>On =0 Off =0 Gain =1.0+ Offset =0 Point=0</p>

Creator:	Eric Tischer		Project:	DIY Ventilator	Customer:	OpenSource
Checked:			Installation:		Diagram No.:	
Date:	3/28/20 2:00 PM/4/10/20 7:24 AM		File:		Page:	28 / 30

Block Number (Type)	Parameter
<p>B225 ALARM 1(Message texts) :</p>  <p>Line3.7 B031 PEAK PSI MON-Aq Line6.7 B011 v_HiLimPSI-B</p>	<p>Prio = 87 Quit = off Text1: enabled Text2: disabled</p> <p>--&gt; Ticker setting - CBC - Line1: N - Line2: N - Line3: N - Line4: N - Line5: N - Line6: N Message Destination - Both</p>
<p>B232 PlateauMax P(Analog Amplifier) :</p>	<p>Gain =1.0+ Offset=35 Point =0</p>
<p>B233 PK-PL Act(Mathematic instruction) :</p>	<p>V1=B31+ V2=B128 V3=0 V4=0 Point=0 <math>((B31-B128)+0)+0</math></p>
<p>B234(Off-Delay) :</p>	<p>Rem = off 00:01s+</p>
<p>I3(Input) : RUN AC Mode</p>	
<p>I4(Input) : RUN BC Mode</p>	

Creator:	Eric Tischer		Project:	DIY Ventilator	Customer:	OpenSource
Checked:			Installation:		Diagram No.:	
Date:	3/28/20 2:00 PM/4/10/20 7:24 AM		File:		Page:	29 / 30

Block Number (Type)	Parameter
I5(Input) : Joystick PB	
M2(Flag) : TICKTOCK	
Q1(Output) : STEPPER DIRECTION	
Q2(Output) : STEPPER PULSE	



Creator:	Eric Tischer		Project:	DIY Ventilator	Customer:	OpenSource
Checked:			Installation:		Diagram No.:	
Date:	3/28/20 2:00 PM/4/10/20 7:24 AM		File:		Page:	30 / 30