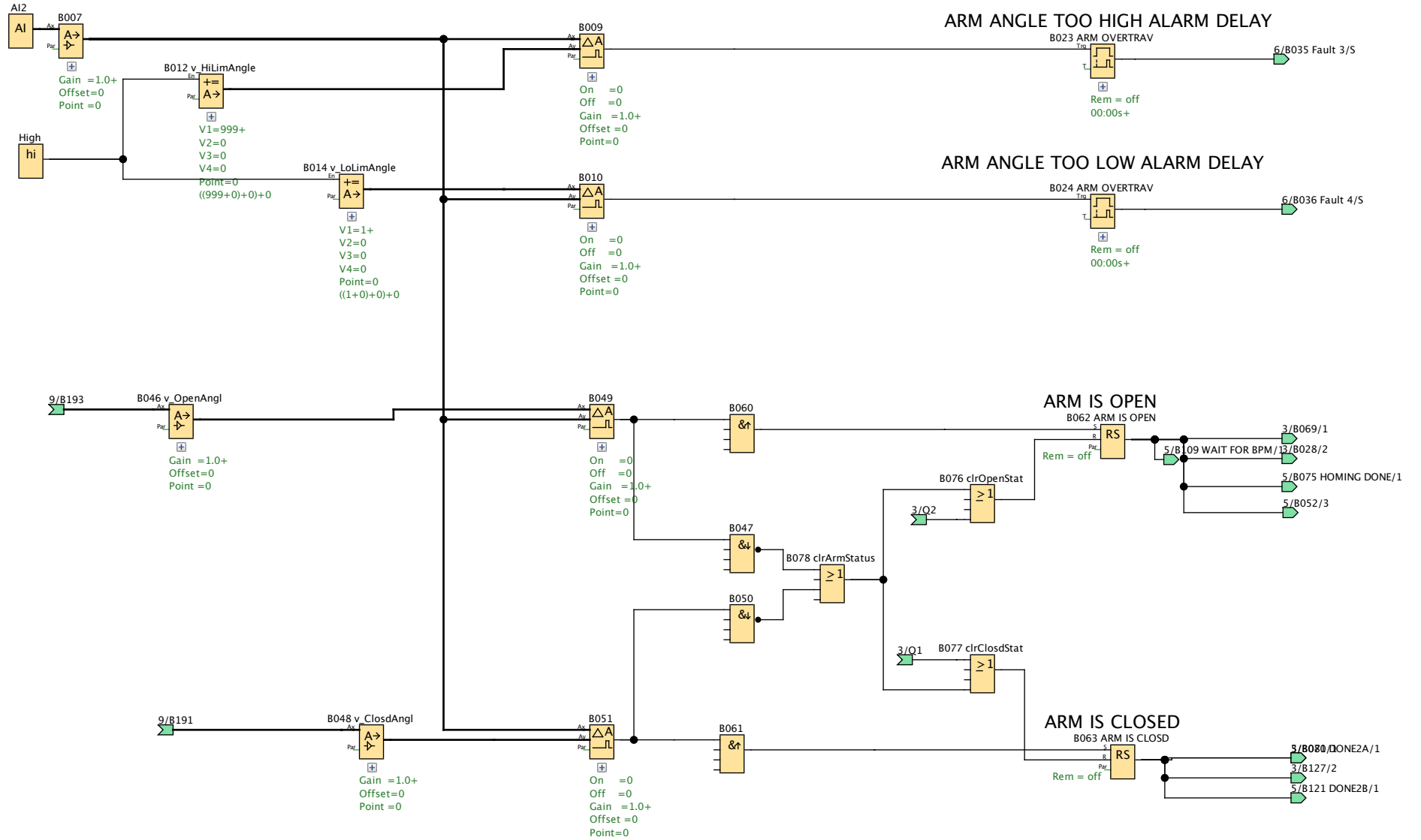


Creator:	Eric Tischer	Project:	DIY Ventilator	Customer:	OpenSource
Checked:		Installation:		Diagram No.:	
Date:	3/28/20 2:00 PM/4/8/20 8:31 PM	File:		Page:	1 / 36

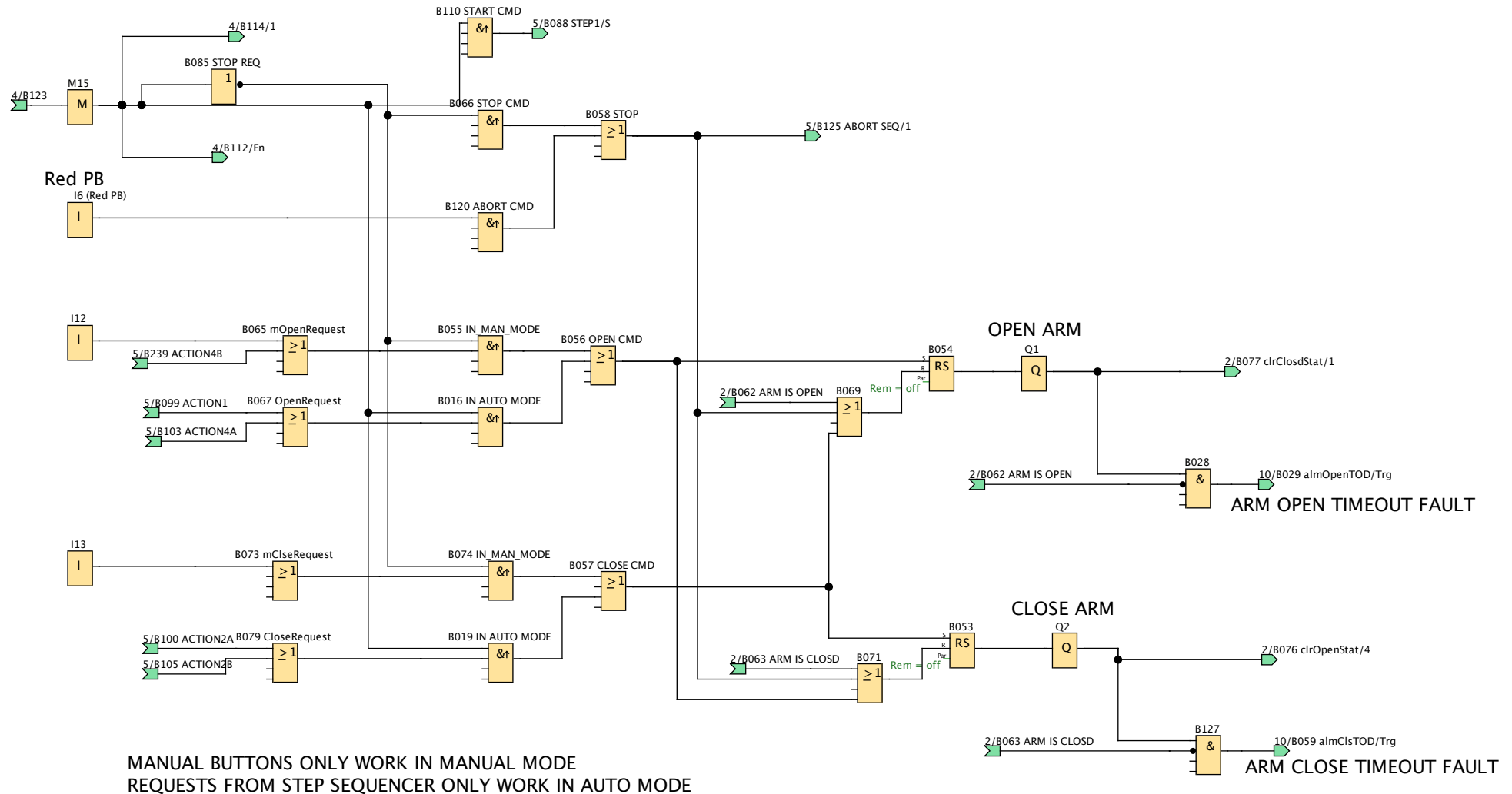
PAGE 3 - ARM ANGLE MEASUREMENT

ARM ANGLE 0-5V = 0-180 DEG



Creator:	Eric Tischer	Project:	DIY Ventilator	Customer:	OpenSource
Checked:		Installation:		Diagram No.:	
Date:	3/28/20 2:00 PM/4/8/20 8:31 PM	File:		Page:	2 / 36

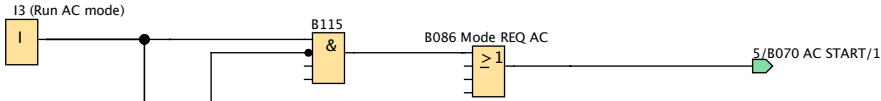
PAGE 5 ARM CONTROL



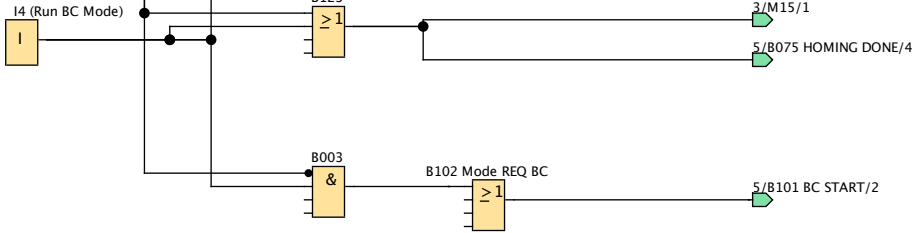
MANUAL BUTTONS ONLY WORK IN MANUAL MODE
 REQUESTS FROM STEP SEQUENCER ONLY WORK IN AUTO MODE

Creator:	Eric Tischer	Project:	DIY Ventilator	Customer:	OpenSource
Checked:		Installation:		Diagram No.:	
Date:	3/28/20 2:00 PM/4/8/20 8:31 PM	File:		Page:	3 / 36

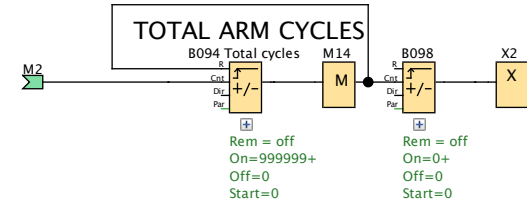
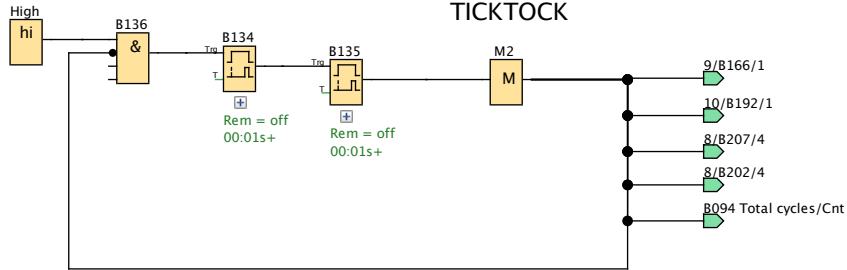
RUN AC Mode



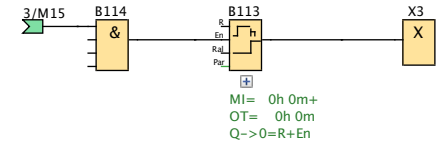
RUN BC Mode



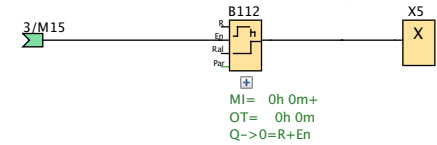
TICKTOCK



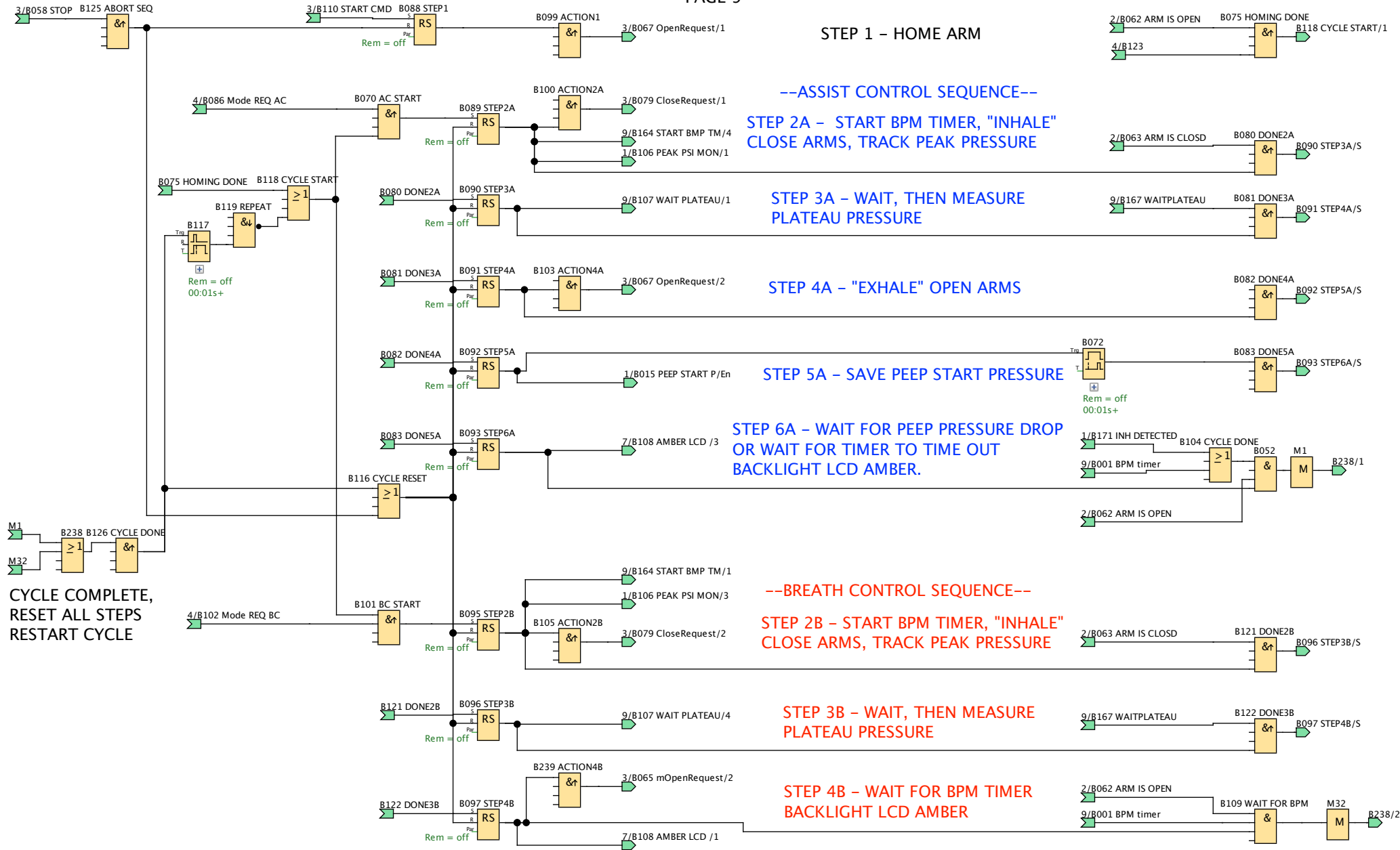
TOTAL HOURS IN ASSIST CONTROL (AC) MODE



TOTAL HOURS RUNNING (AC AND BC)



Creator:	Eric Tischer	Project:	DIY Ventilator	Customer:	OpenSource
Checked:		Installation:		Diagram No.:	
Date:	3/28/20 2:00 PM/4/8/20 8:31 PM	File:		Page:	4 / 36

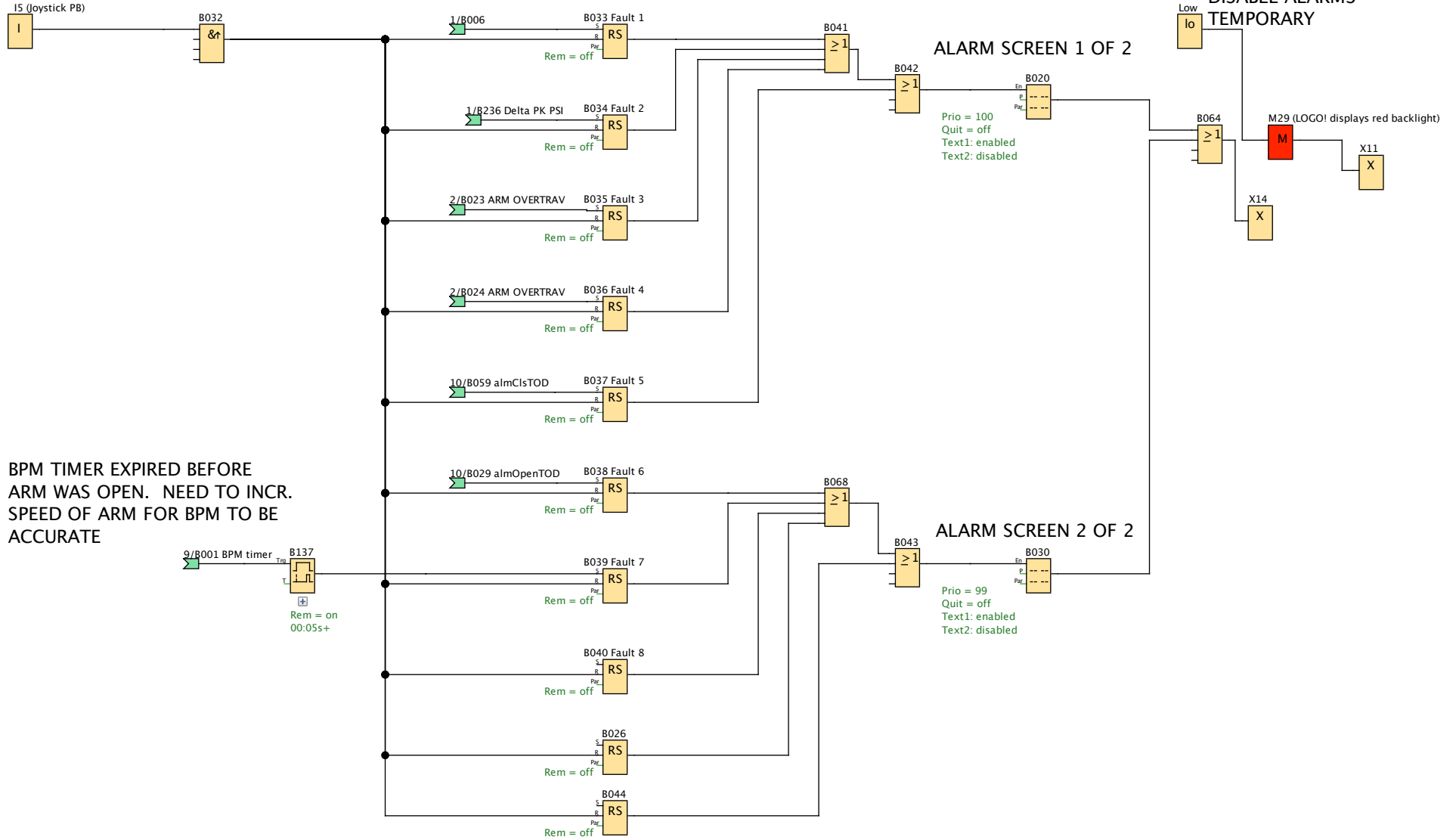


Creator:	Eric Tischer	Project:	DIY Ventilator	Customer:	OpenSource
Checked:		Installation:		Diagram No.:	
Date:	3/28/20 2:00 PM/4/8/20 8:31 PM	File:		Page:	5 / 36

Joystick PB

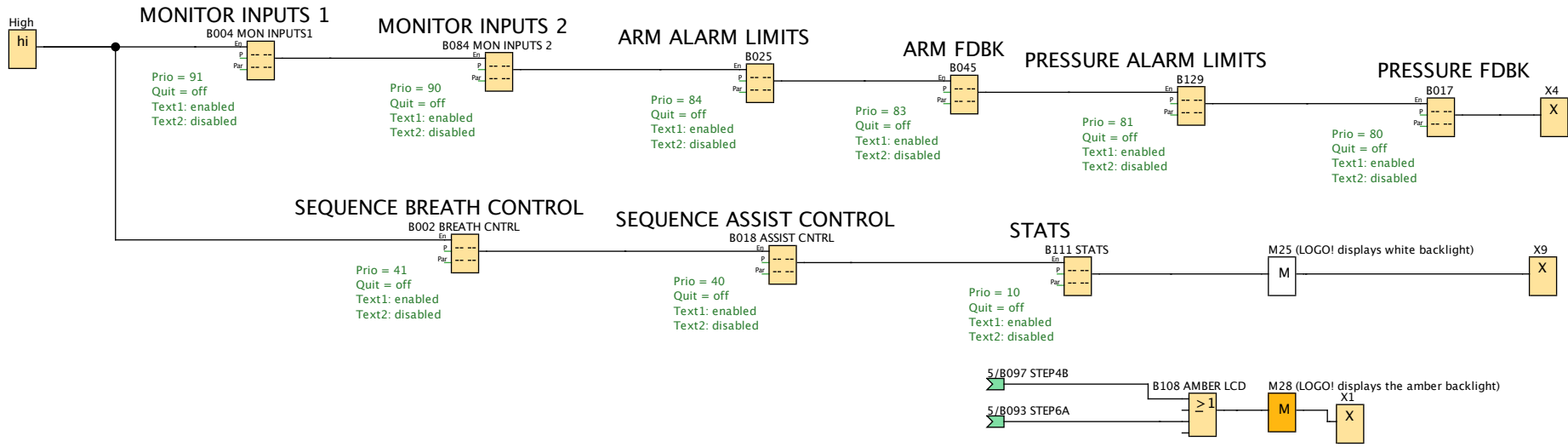
PAGE 11 ALARMS

DISABLE ALARMS
TEMPORARY

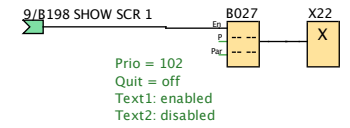


BPM TIMER EXPIRED BEFORE
ARM WAS OPEN. NEED TO INCR.
SPEED OF ARM FOR BPM TO BE
ACCURATE

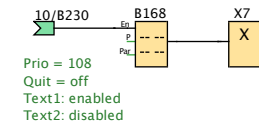
Creator:	Eric Tischer	Project:	DIY Ventilator	Customer:	OpenSource
Checked:		Installation:		Diagram No.:	
Date:	3/28/20 2:00 PM/4/8/20 8:31 PM	File:		Page:	6 / 36



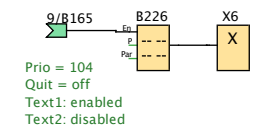
POPUP VARIABLE PAGE 1 OF 6



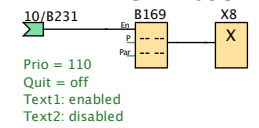
SET PEAK-PLATEAU ALARM 4 OF 6



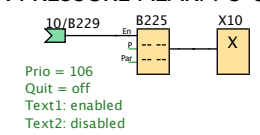
POPUP VARIABLE PAGE 2 OF 6



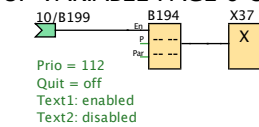
SET MAX PLATEAU PRESSURE 5 OF 6



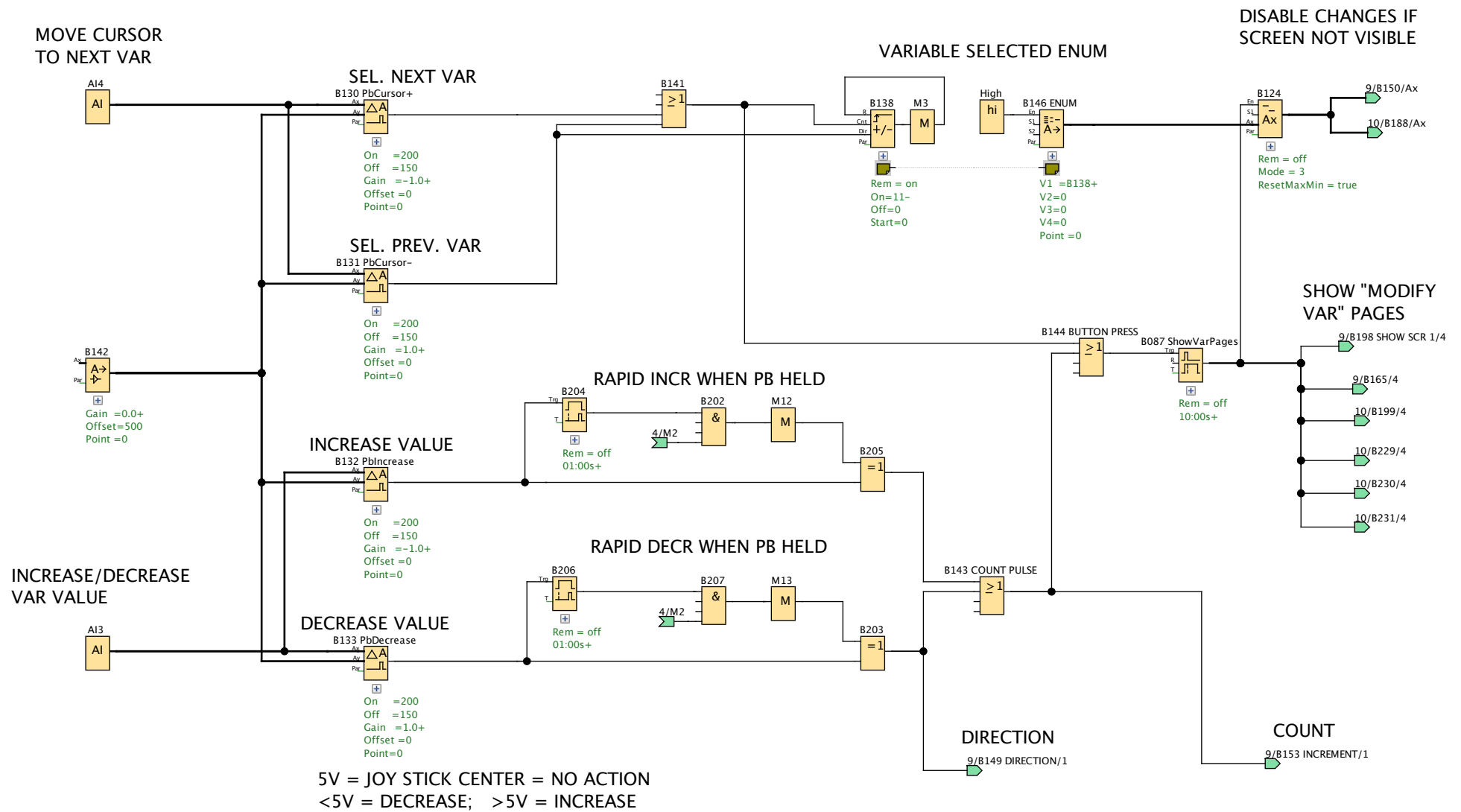
SET MAX PRESSURE ALARM 3 OF 6



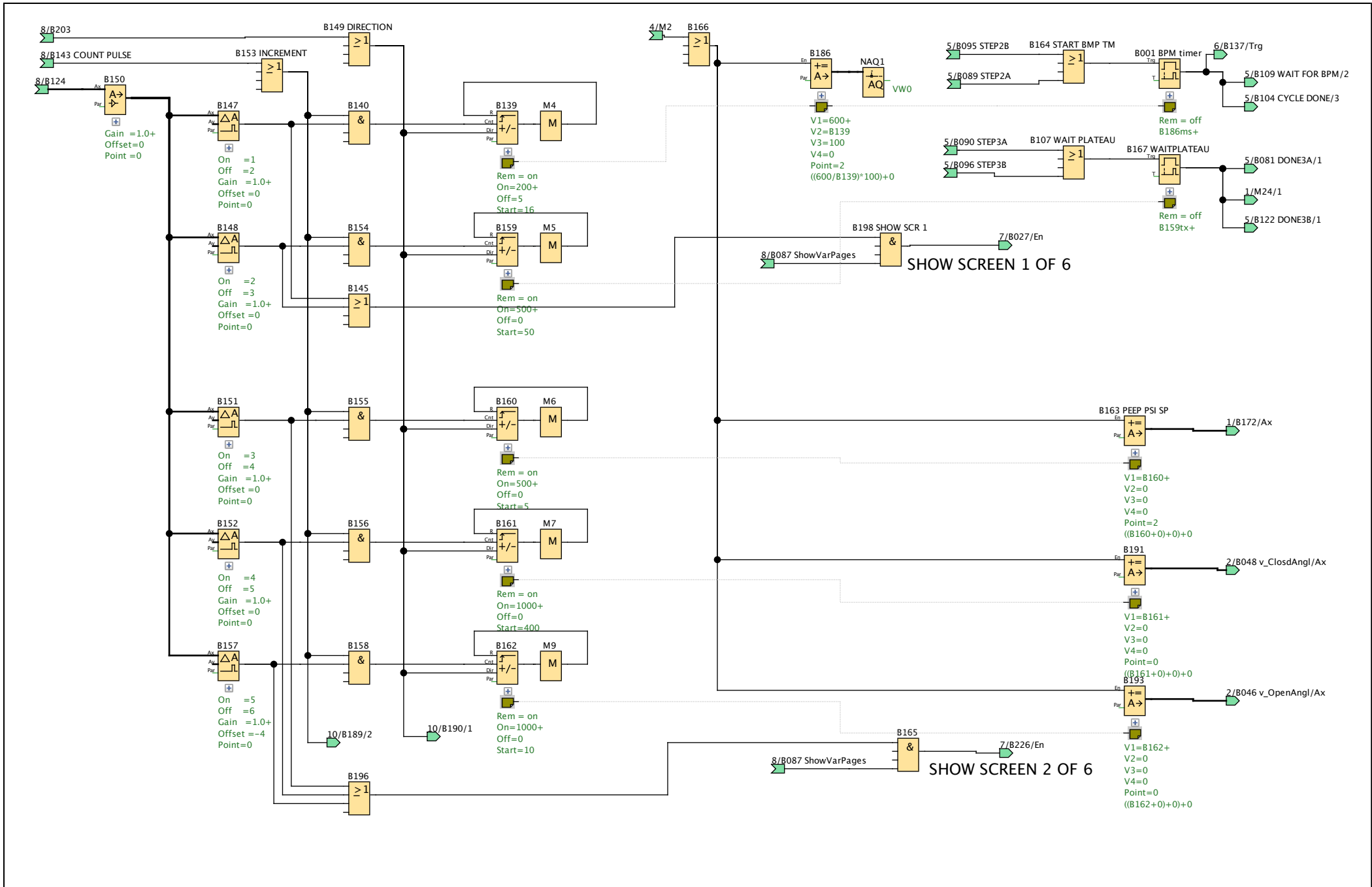
POPUP VARIABLE PAGE 6 OF 6



Creator:	Eric Tischer	Project:	DIY Ventilator	Customer:	OpenSource
Checked:		Installation:		Diagram No.:	
Date:	3/28/20 2:00 PM/4/8/20 8:31 PM	File:		Page:	7 / 36

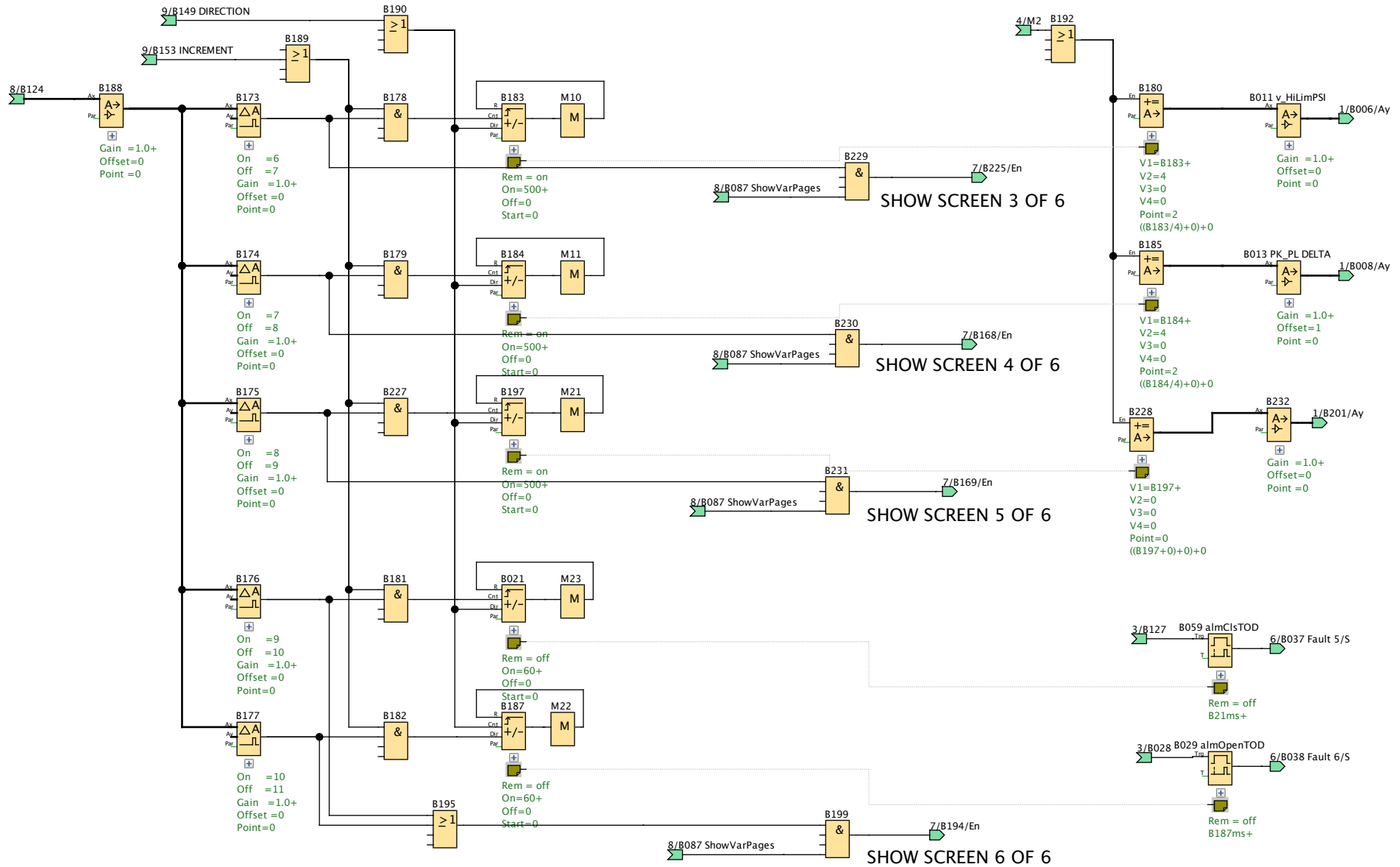


Creator:	Eric Tischer	Project:	DIY Ventilator	Customer:	OpenSource
Checked:		Installation:		Diagram No.:	
Date:	3/28/20 2:00 PM/4/8/20 8:31 PM	File:		Page:	8 / 36



Creator:	Eric Tischer	Project:	DIY Ventilator	Customer:	OpenSource
Checked:		Installation:		Diagram No.:	
Date:	3/28/20 2:00 PM/4/8/20 8:31 PM	File:		Page:	9 / 36

PAGE 10. MORE TRIM ADJUSTMENTS. JOG ARM OPEN/CLOSE



Creator:	Eric Tischer	Project:	DIY Ventilator	Customer:	OpenSource
Checked:		Installation:		Diagram No.:	
Date:	3/28/20 2:00 PM/4/8/20 8:31 PM	File:		Page:	10 / 36

Block Number (Type)	Parameter
A11(Analog input) : Pressure 0-10V 0-1.45psi	
A12(Analog input) : ARM ANGLE 0-5V = 0-180 DEG	
A13(Analog input) : INCREASE/DECREASE VAR VALUE	
A14(Analog input) : MOVE CURSOR TO NEXT VAR	
B001 BPM timer(On-Delay) :	Rem = off B186ms+

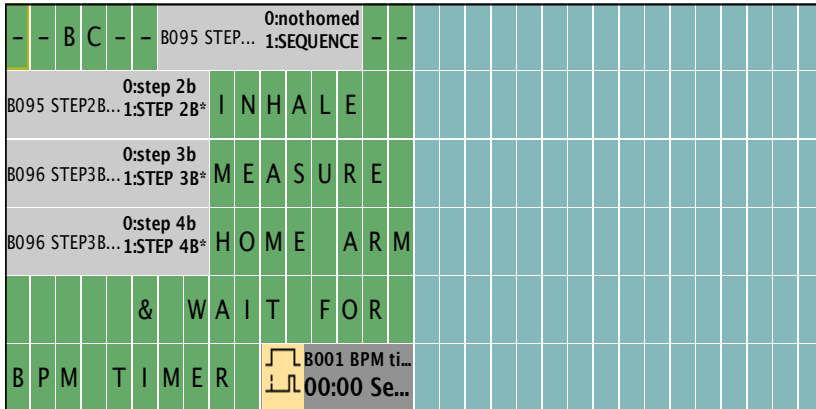
Creator:	Eric Tischer		Project:	DIY Ventilator	Customer:	OpenSource
Checked:			Installation:		Diagram No.:	
Date:	3/28/20 2:00 PM/4/8/20 8:31 PM		File:		Page:	11 / 36

Block Number (Type)

Parameter

B002 BREATH CNTRL(Message texts) :
SEQUENCE BREATH CONTROL

Prio = 41
Quit = off
Text1: enabled
Text2: disabled



--> Ticker setting
- CBC
- Line1: N
- Line2: N
- Line3: N
- Line4: N
- Line5: N
- Line6: N
Message Destination
- Both

Line1.7 IOStatus: B095 STEP2B;Off="nothomed";On="SEQUENCE"
Line2.1 IOStatus: B095 STEP2B;Off="step 2b";On="STEP 2B*"
Line3.1 IOStatus: B096 STEP3B;Off="step 3b";On="STEP 3B*"
Line4.1 IOStatus: B096 STEP3B;Off="step 4b";On="STEP 4B*"
Line6.11 B001 BPM timer-TRest










Creator:	Eric Tischer	Project:	DIY Ventilator	Customer:	OpenSource
Checked:		Installation:		Diagram No.:	
Date:	3/28/20 2:00 PM/4/8/20 8:31 PM	File:		Page:	12 / 36

Block Number (Type)	Parameter																																																												
<p>B004 MON INPUTS1(Message texts) : MONITOR INPUTS 1</p> <table border="1" data-bbox="129 304 945 715"> <tr> <td colspan="12">MONITOR - INPUTS - 1</td> </tr> <tr> <td>A 1</td><td>P</td><td>R</td><td>E</td><td>S</td><td>S</td><td>E</td><td>AI</td><td>AI1</td><td>0.0</td><td>V</td><td></td> </tr> <tr> <td>A 2</td><td>A</td><td>R</td><td>M</td><td>P</td><td>O</td><td>S</td><td>N</td><td>AI</td><td>AI2</td><td>0.0</td><td>V</td> </tr> <tr> <td>D 1</td><td>R</td><td>U</td><td>N</td><td>A</td><td>C</td><td>I3</td><td></td><td></td><td></td><td>0:OFF</td><td>1:ON</td> </tr> <tr> <td>D 2</td><td>R</td><td>U</td><td>N</td><td>B</td><td>C</td><td>I4</td><td></td><td></td><td></td><td>0:OFF</td><td>1:ON</td> </tr> </table> <p>Line2.12 AI: AI1 Line3.12 AI: AI2 Line4.12 IOStatus: I3;Off="OFF";On="ON" Line5.12 IOStatus: I4;Off="OFF";On="ON"</p>	MONITOR - INPUTS - 1												A 1	P	R	E	S	S	E	AI	AI1	0.0	V		A 2	A	R	M	P	O	S	N	AI	AI2	0.0	V	D 1	R	U	N	A	C	I3				0:OFF	1:ON	D 2	R	U	N	B	C	I4				0:OFF	1:ON	<p>Prio = 91 Quit = off Text1: enabled Text2: disabled</p> <p>--> Ticker setting - CBC - Line1: N - Line2: N - Line3: N - Line4: N - Line5: N - Line6: N Message Destination - Both</p>
MONITOR - INPUTS - 1																																																													
A 1	P	R	E	S	S	E	AI	AI1	0.0	V																																																			
A 2	A	R	M	P	O	S	N	AI	AI2	0.0	V																																																		
D 1	R	U	N	A	C	I3				0:OFF	1:ON																																																		
D 2	R	U	N	B	C	I4				0:OFF	1:ON																																																		
<p>B005 fb_PSI(Analog Amplifier) :</p>	<p>Gain =0.19+ Offset=-37 Point =2</p>																																																												
<p>B006(Analog Comparator) :</p>	<p>On =0 Off =0 Gain =1.0+ Offset =0 Point=0</p>																																																												
<p>B007(Analog Amplifier) :</p>	<p>Gain =1.0+ Offset=0 Point =0</p>																																																												

Creator:	Eric Tischer		Project:	DIY Ventilator	Customer:	OpenSource
Checked:			Installation:		Diagram No.:	
Date:	3/28/20 2:00 PM/4/8/20 8:31 PM		File:		Page:	13 / 36

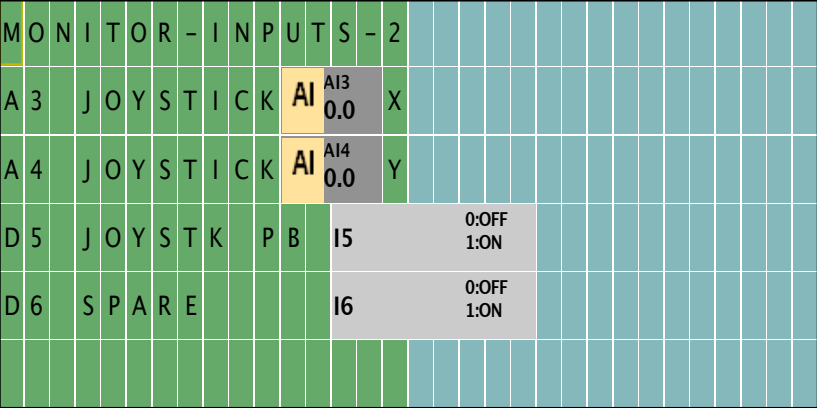
Block Number (Type)	Parameter
B008(Analog Comparator) :	On =0 Off =0 Gain =1.0+ Offset =0 Point=0
B009(Analog Comparator) :	On =0 Off =0 Gain =1.0+ Offset =0 Point=0
B010(Analog Comparator) :	On =0 Off =0 Gain =1.0+ Offset =0 Point=0
B011 v_HiLimPSI(Analog Amplifier) :	Gain =1.0+ Offset=0 Point =0
B012 v_HiLimAngle(Mathematic instruction) :	V1=999+ V2=0 V3=0 V4=0 Point=0 ((999+0)+0)+0
B013 PK_PL DELTA(Analog Amplifier) :	Gain =1.0+ Offset=1 Point =0
B014 v_LoLimAngle(Mathematic instruction) :	V1=1+ V2=0 V3=0 V4=0 Point=0 ((1+0)+0)+0

Creator:	Eric Tischer		Project:	DIY Ventilator	Customer:	OpenSource
Checked:			Installation:		Diagram No.:	
Date:	3/28/20 2:00 PM/4/8/20 8:31 PM		File:		Page:	14 / 36

Block Number (Type)	Parameter																																																																																																																																
B037 Fault 5(Latching Relay) :	Rem = off																																																																																																																																
B038 Fault 6(Latching Relay) :	Rem = off																																																																																																																																
B039 Fault 7(Latching Relay) :	Rem = off																																																																																																																																
B040 Fault 8(Latching Relay) :	Rem = off																																																																																																																																
B044(Latching Relay) :	Rem = off																																																																																																																																
<p>B045(Message texts) : ARM FDBK</p> <table border="1" data-bbox="129 638 945 1050"> <tr> <td colspan="16">ARM - POSITION - FDBK</td> </tr> <tr> <td colspan="8">0: ?</td> <td colspan="8">0: ?</td> </tr> <tr> <td colspan="16">B063 ARM IS... 1:IS CLOSD B062 ARM IS ... 1:IS OPEN</td> </tr> <tr> <td colspan="8">0:q2-off</td> <td colspan="8">0: q1-off</td> </tr> <tr> <td colspan="16">Q2 1:CLOSING Q1 1:OPENING</td> </tr> <tr> <td colspan="16">POSITION :  B007 - Ax, am... 0</td> </tr> <tr> <td colspan="16">POS . OPEN  B046 v_OpenA... 0</td> </tr> <tr> <td colspan="16">POS . CLSD  B048 v_CloSDA... 0</td> </tr> </table> <p>Line2.1 IOStatus: B063 ARM IS CLOSD;Off="?";On="IS CLOSD" Line2.9 IOStatus: B062 ARM IS OPEN;Off="?";On="IS OPEN" Line3.1 IOStatus: Q2;Off="q2-off";On="CLOSING" Line3.9 IOStatus: Q1;Off="q1-off";On="OPENING" Line4.10 B007-Ax Line5.10 B046 v_OpenAngl-Ax Line6.10 B048 v_CloSDAngl-Ax</p>	ARM - POSITION - FDBK																0: ?								0: ?								B063 ARM IS... 1:IS CLOSD B062 ARM IS ... 1:IS OPEN																0:q2-off								0: q1-off								Q2 1:CLOSING Q1 1:OPENING																POSITION :  B007 - Ax, am... 0																POS . OPEN  B046 v_OpenA... 0																POS . CLSD  B048 v_CloSDA... 0																<p>Prio = 83 Quit = off Text1: enabled Text2: disabled</p> <p>--> Ticker setting - CBC - Line1: N - Line2: N - Line3: N - Line4: N - Line5: N - Line6: N Message Destination - Both</p>
ARM - POSITION - FDBK																																																																																																																																	
0: ?								0: ?																																																																																																																									
B063 ARM IS... 1:IS CLOSD B062 ARM IS ... 1:IS OPEN																																																																																																																																	
0:q2-off								0: q1-off																																																																																																																									
Q2 1:CLOSING Q1 1:OPENING																																																																																																																																	
POSITION :  B007 - Ax, am... 0																																																																																																																																	
POS . OPEN  B046 v_OpenA... 0																																																																																																																																	
POS . CLSD  B048 v_CloSDA... 0																																																																																																																																	
B046 v_OpenAngl(Analog Amplifier) :	Gain =1.0+ Offset=0 Point =0																																																																																																																																

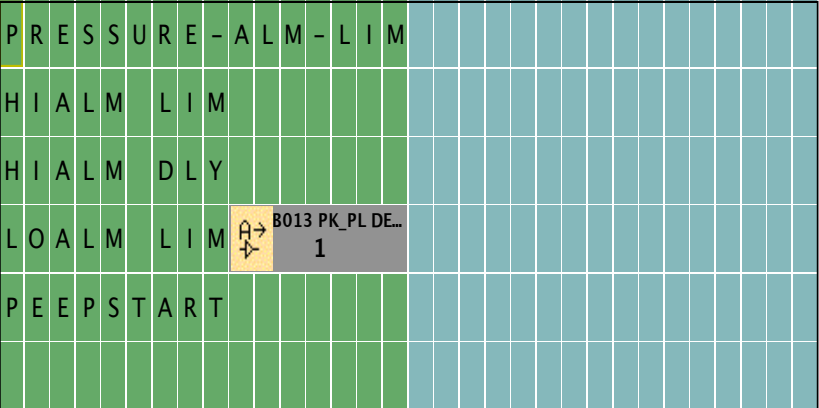
Block Number (Type)	Parameter
B048 v_ClosedAngl(Analog Amplifier) :	Gain =1.0+ Offset=0 Point =0
B049(Analog Comparator) :	On =0 Off =0 Gain =1.0+ Offset =0 Point=0
B051(Analog Comparator) :	On =0 Off =0 Gain =1.0+ Offset =0 Point=0
B053(Latching Relay) :	Rem = off
B054(Latching Relay) :	Rem = off
B059 almCIsTOD(On-Delay) :	Rem = off B21ms+
B062 ARM IS OPEN(Latching Relay) : ARM IS OPEN	Rem = off
B063 ARM IS CLOSED(Latching Relay) : ARM IS CLOSED	Rem = off
B072(On-Delay) :	Rem = off 00:01s+

Creator:	Eric Tischer		Project:	DIY Ventilator	Customer:	OpenSource
Checked:			Installation:		Diagram No.:	
Date:	3/28/20 2:00 PM/4/8/20 8:31 PM		File:		Page:	22 / 36

Block Number (Type)	Parameter
<p>B084 MON INPUTS 2(Message texts) : MONITOR INPUTS 2</p>  <p>Line2.12 AI: AI3 Line3.12 AI: AI4 Line4.14 IOStatus: I5;Off="OFF";On="ON" Line5.14 IOStatus: I6;Off="OFF";On="ON"</p>	<p>Prio = 90 Quit = off Text1: enabled Text2: disabled</p> <p>--> Ticker setting - CBC - Line1: N - Line2: N - Line3: N - Line4: N - Line5: N - Line6: N Message Destination - Both</p>
B087 ShowVarPages(Off-Delay) :	Rem = off 10:00s+
B088 STEP1(Latching Relay) :	Rem = off
B089 STEP2A(Latching Relay) :	Rem = off
B090 STEP3A(Latching Relay) :	Rem = off
B091 STEP4A(Latching Relay) :	Rem = off
B092 STEP5A(Latching Relay) :	Rem = off
B093 STEP6A(Latching Relay) :	Rem = off

Creator:	Eric Tischer		Project:	DIY Ventilator	Customer:	OpenSource
Checked:			Installation:		Diagram No.:	
Date:	3/28/20 2:00 PM/4/8/20 8:31 PM		File:		Page:	23 / 36

Block Number (Type)	Parameter
B094 Total cycles(Up/Down counter) : TOTAL ARM CYCLES	Rem = off On=999999+ Off=0 Start=0
B095 STEP2B(Latching Relay) :	Rem = off
B096 STEP3B(Latching Relay) :	Rem = off
B097 STEP4B(Latching Relay) :	Rem = off
B098(Up/Down counter) :	Rem = off On=0+ Off=0 Start=0
<p data-bbox="125 671 427 719">B111 STATS(Message texts) : STATS</p> <div data-bbox="125 798 943 1209"> </div> <p data-bbox="125 1230 443 1337">Line3.1 B098-Cnt Line3.8 B094 Total cycles-Cnt Line5.9 B112-MN_h:m Line6.9 B113-MN_h:m</p>	<p data-bbox="1003 671 1167 778">Prio = 10 Quit = off Text1: enabled Text2: disabled</p> <p data-bbox="952 794 1211 1058">--> Ticker setting - CBC - Line1: N - Line2: N - Line3: N - Line4: N - Line5: N - Line6: N Message Destination - Both</p>

Block Number (Type)	Parameter
B112(Hours Counter) : TOTAL HOURS RUNNING (AC AND BC)	MI= 0h 0m+ OT= 0h 0m Q->0=R+En
B113(Hours Counter) : TOTAL HOURS IN ASSIST CONTROL (AC) MODE	MI= 0h 0m+ OT= 0h 0m Q->0=R+En
B117(Off-Delay) :	Rem = off 00:01s+
B124(Max/Min) :	Rem = off Mode = 3 ResetMaxMin = true
B128 PSI PLATEAU(Max/Min) : RECORD PLATEAU PRESSURE	Rem = off Mode = 0 ResetMaxMin = false
B129(Message texts) : PRESSURE ALARM LIMITS 	Prio = 81 Quit = off Text1: enabled Text2: disabled --> Ticker setting - CBC - Line1: N - Line2: N - Line3: N - Line4: N - Line5: N - Line6: N Message Destination - Both
Line4.10 B013 PK_PL DELTA-Ax	

Creator:	Eric Tischer		Project:	DIY Ventilator	Customer:	OpenSource
Checked:			Installation:		Diagram No.:	
Date:	3/28/20 2:00 PM/4/8/20 8:31 PM		File:		Page:	25 / 36

Block Number (Type)	Parameter
B130 PbCursor+(Analog Comparator) : SEL. NEXT VAR	On =200 Off =150 Gain =-1.0+ Offset =0 Point=0
B131 PbCursor-(Analog Comparator) : SEL. PREV. VAR	On =200 Off =150 Gain =1.0+ Offset =0 Point=0
B132 PbIncrease(Analog Comparator) : INCREASE VALUE	On =200 Off =150 Gain =-1.0+ Offset =0 Point=0
B133 PbDecrease(Analog Comparator) : DECREASE VALUE	On =200 Off =150 Gain =1.0+ Offset =0 Point=0
B134(On-Delay) :	Rem = off 00:01s+
B135(On-Delay) :	Rem = off 00:01s+
B137(On-Delay) :	Rem = on 00:05s+
B138(Up/Down counter) :	Rem = on On=11- Off=0 Start=0

Block Number (Type)	Parameter
B139(Up/Down counter) :	Rem = on On=200+ Off=5 Start=16
B142(Analog Amplifier) :	Gain =0.0+ Offset=500 Point =0
B146 ENUM(Analog MUX) : VARIABLE SELECTED ENUM	V1 =B138+ V2=0 V3=0 V4=0 Point =0
B147(Analog Comparator) :	On =1 Off =2 Gain =1.0+ Offset =0 Point=0
B148(Analog Comparator) :	On =2 Off =3 Gain =1.0+ Offset =0 Point=0
B150(Analog Amplifier) :	Gain =1.0+ Offset=0 Point =0
B151(Analog Comparator) :	On =3 Off =4 Gain =1.0+ Offset =0 Point=0

--	--	--	--

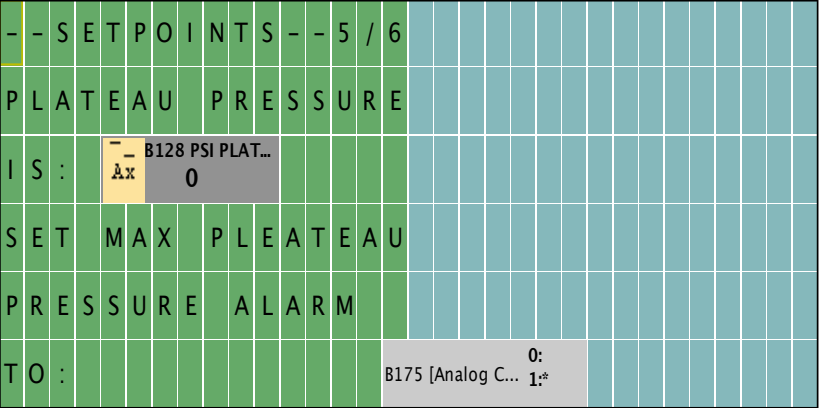
Creator:	Eric Tischer	Project:	DIY Ventilator	Customer:	OpenSource
Checked:		Installation:		Diagram No.:	
Date:	3/28/20 2:00 PM/4/8/20 8:31 PM	File:		Page:	27 / 36

Block Number (Type)	Parameter
B152(Analog Comparator) :	On =4 Off =5 Gain =1.0+ Offset =0 Point=0
B157(Analog Comparator) :	On =5 Off =6 Gain =1.0+ Offset =-4 Point=0
B159(Up/Down counter) :	Rem = on On=500+ Off=0 Start=50
B160(Up/Down counter) :	Rem = on On=500+ Off=0 Start=5
B161(Up/Down counter) :	Rem = on On=1000+ Off=0 Start=400
B162(Up/Down counter) :	Rem = on On=1000+ Off=0 Start=10
B163 PEEP PSI SP(Mathematic instruction) :	V1=B160+ V2=0 V3=0 V4=0 Point=2 ((B160+0)+0)+0
B167 WAITPLATEAU(On-Delay) :	Rem = off B159tx+

Creator:	Eric Tischer		Project:	DIY Ventilator	Customer:	OpenSource
Checked:			Installation:		Diagram No.:	
Date:	3/28/20 2:00 PM/4/8/20 8:31 PM		File:		Page:	28 / 36

Block Number (Type)	Parameter
<p>B168(Message texts) : SET PEAK-PLATEAU ALARM 4 OF 6</p> <p>Line6.7 B185-Aq Line6.16 IOStatus: B174;Off="";On="*"</p>	<p>Prio = 108 Quit = off Text1: enabled Text2: disabled</p> <p>--> Ticker setting - CBC - Line1: N - Line2: N - Line3: N - Line4: N - Line5: N - Line6: N Message Destination - Both</p>

Creator:	Eric Tischer		Project:	DIY Ventilator	Customer:	OpenSource
Checked:			Installation:		Diagram No.:	
Date:	3/28/20 2:00 PM/4/8/20 8:31 PM		File:		Page:	29 / 36

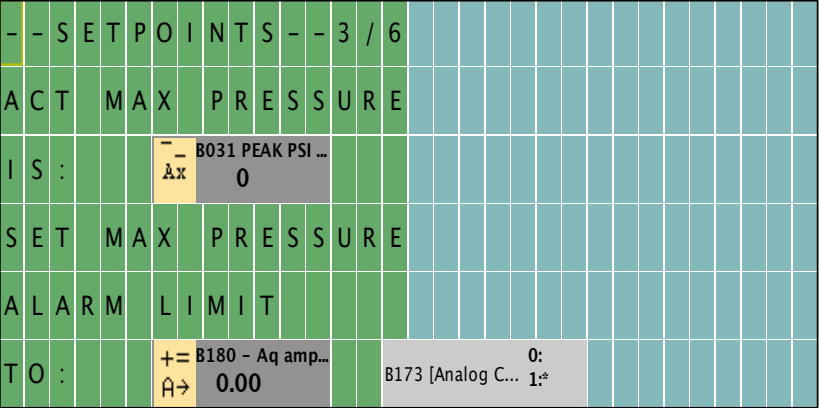
Block Number (Type)	Parameter				
<p>B169(Message texts) : SET MAX PLATEAU PRESSURE 5 OF 6</p>  <p>Line3.5 B128 PSI PLATEAU-Aq Line6.16 IOStatus: B175;Off="";On="*"</p>	<p>Prio = 110 Quit = off Text1: enabled Text2: disabled</p> <p>--> Ticker setting - CBC - Line1: N - Line2: N - Line3: N - Line4: N - Line5: N - Line6: N Message Destination - Both</p>				
<p>B171 INH DETECTED(Analog Comparator) : INHALE DETECTED</p>	<p>On =B172 Off =0 Gain =1.0+ Offset =0 Point=0</p>				
<p>B172(Analog Amplifier) : PEEP PRESSURE DROP TRIGGER PSI</p>	<p>Gain =1.0+ Offset=0 Point =2</p>				
<p>B173(Analog Comparator) :</p>	<p>On =6 Off =7 Gain =1.0+ Offset =0 Point=0</p>				
Creator:	Eric Tischer	Project:	DIY Ventilator	Customer:	OpenSource
Checked:		Installation:		Diagram No.:	
Date:	3/28/20 2:00 PM/4/8/20 8:31 PM	File:		Page:	30 / 36

Block Number (Type)	Parameter
B174(Analog Comparator) :	On =7 Off =8 Gain =1.0+ Offset =0 Point=0
B175(Analog Comparator) :	On =8 Off =9 Gain =1.0+ Offset =0 Point=0
B176(Analog Comparator) :	On =9 Off =10 Gain =1.0+ Offset =0 Point=0
B177(Analog Comparator) :	On =10 Off =11 Gain =1.0+ Offset =0 Point=0
B180(Mathematic instruction) :	V1=B183+ V2=4 V3=0 V4=0 Point=2 ((B183/4)+0)+0
B183(Up/Down counter) :	Rem = on On=500+ Off=0 Start=0
B184(Up/Down counter) :	Rem = on On=500+ Off=0 Start=0

Creator:	Eric Tischer	Project:	DIY Ventilator	Customer:	OpenSource
Checked:		Installation:		Diagram No.:	
Date:	3/28/20 2:00 PM/4/8/20 8:31 PM	File:		Page:	31 / 36

Block Number (Type)	Parameter
B185(Mathematic instruction) :	V1=B184+ V2=4 V3=0 V4=0 Point=2 ((B184/4)+0)+0
B186(Mathematic instruction) :	V1=600+ V2=B139 V3=100 V4=0 Point=2 ((600/B139)*100)+0
B187(Up/Down counter) :	Rem = off On=60+ Off=0 Start=0
B188(Analog Amplifier) :	Gain =1.0+ Offset=0 Point =0
B191(Mathematic instruction) :	V1=B161+ V2=0 V3=0 V4=0 Point=0 ((B161+0)+0)+0
B193(Mathematic instruction) :	V1=B162+ V2=0 V3=0 V4=0 Point=0 ((B162+0)+0)+0

Creator:	Eric Tischer		Project:	DIY Ventilator	Customer:	OpenSource
Checked:			Installation:		Diagram No.:	
Date:	3/28/20 2:00 PM/4/8/20 8:31 PM		File:		Page:	32 / 36

Block Number (Type)	Parameter
<p>B225(Message texts) : SET MAX PRESSURE ALARM 3 OF6</p>  <p>Line3.7 B031 PEAK PSI MON-Aq Line6.7 B180-Aq Line6.16 IOStatus: B173;Off="";On="*"</p>	<p>Prio = 106 Quit = off Text1: enabled Text2: disabled</p> <p>--> Ticker setting - CBC - Line1: N - Line2: N - Line3: N - Line4: N - Line5: N - Line6: N Message Destination - Both</p>

Creator:	Eric Tischer		Project:	DIY Ventilator	Customer:	OpenSource
Checked:			Installation:		Diagram No.:	
Date:	3/28/20 2:00 PM/4/8/20 8:31 PM		File:		Page:	34 / 36

Block Number (Type)	Parameter																																																																																																																
<p>B226(Message texts) : POPUP VARIABLE PAGE 2 OF 6</p> <table border="1" data-bbox="127 304 943 715"> <tr> <td>-</td><td>-</td><td>S</td><td>E</td><td>T</td><td>P</td><td>O</td><td>I</td><td>N</td><td>T</td><td>S</td><td>-</td><td>-</td><td>2</td><td>/</td><td>6</td> </tr> <tr> <td>P</td><td>E</td><td>E</td><td>P</td><td>T</td><td>R</td><td>I</td><td>G</td><td>G</td><td>E</td><td>R</td><td></td><td></td><td></td><td></td><td></td> </tr> <tr> <td>P</td><td>R</td><td>E</td><td>S</td><td>S</td><td>U</td><td>R</td><td>E</td><td>:</td><td></td><td></td><td></td><td></td><td></td><td></td><td></td> </tr> <tr> <td></td><td></td><td></td><td></td><td></td><td></td><td></td><td></td><td></td><td></td><td></td><td></td><td></td><td></td><td></td><td></td> </tr> <tr> <td>V</td><td>O</td><td>L</td><td>U</td><td>M</td><td>E</td><td>-</td><td>A</td><td>R</td><td>M</td><td>P</td><td>O</td><td>S</td><td>N</td><td>-</td><td></td> </tr> <tr> <td>O</td><td>P</td><td>E</td><td>N</td><td>P</td><td>O</td><td>S</td><td>N</td><td></td><td></td><td></td><td></td><td></td><td></td><td></td><td></td> </tr> <tr> <td>C</td><td>L</td><td>S</td><td>E</td><td>P</td><td>O</td><td>S</td><td>N</td><td></td><td></td><td></td><td></td><td></td><td></td><td></td><td></td> </tr> </table> <p>Line3.10 B160-Cnt Line3.16 IOStatus: B151;Off="";On="*" Line5.10 B161-Cnt Line5.16 IOStatus: B152;Off="";On="*" Line6.10 B162-Cnt Line6.16 IOStatus: B157;Off="";On="*" </p>	-	-	S	E	T	P	O	I	N	T	S	-	-	2	/	6	P	E	E	P	T	R	I	G	G	E	R						P	R	E	S	S	U	R	E	:																								V	O	L	U	M	E	-	A	R	M	P	O	S	N	-		O	P	E	N	P	O	S	N									C	L	S	E	P	O	S	N									<p>Prio = 104 Quit = off Text1: enabled Text2: disabled</p> <p>--> Ticker setting - CBC - Line1: N - Line2: N - Line3: N - Line4: N - Line5: N - Line6: N Message Destination - Both</p>
-	-	S	E	T	P	O	I	N	T	S	-	-	2	/	6																																																																																																		
P	E	E	P	T	R	I	G	G	E	R																																																																																																							
P	R	E	S	S	U	R	E	:																																																																																																									
V	O	L	U	M	E	-	A	R	M	P	O	S	N	-																																																																																																			
O	P	E	N	P	O	S	N																																																																																																										
C	L	S	E	P	O	S	N																																																																																																										
<p>B228(Mathematic instruction) :</p>	<p>V1=B197+ V2=0 V3=0 V4=0 Point=0 ((B197+0)+0)+0</p>																																																																																																																
<p>B232(Analog Amplifier) :</p>	<p>Gain =1.0+ Offset=0 Point =0</p>																																																																																																																
Creator:	Eric Tischer	Project:	DIY Ventilator	Customer:	OpenSource																																																																																																												
Checked:		Installation:		Diagram No.:																																																																																																													
Date:	3/28/20 2:00 PM/4/8/20 8:31 PM	File:		Page:	35 / 36																																																																																																												

Block Number (Type)	Parameter
B233(Mathematic instruction) :	V1=B31+ V2=B128 V3=0 V4=0 Point=0 ((B31-B128)+0)+0
B234(Off-Delay) :	Rem = off 00:01s+
B237(Up/Down counter) :	Rem = off On=0+ Off=0 Start=0
I3(Input) : RUN AC Mode	
I4(Input) : RUN BC Mode	
I5(Input) : Joystick PB	
I6(Input) : Red PB	
M2(Flag) : TICKTOCK	
Q1(Output) : OPEN ARM	
Q2(Output) : CLOSE ARM	
X22(Open connector) : POPUP VARIABLE PAGE 1 OF 6	

Creator:	Eric Tischer	Project:	DIY Ventilator	Customer:	OpenSource
Checked:		Installation:		Diagram No.:	
Date:	3/28/20 2:00 PM/4/8/20 8:31 PM	File:		Page:	36 / 36